

Dear Parents,

Congratulations! You are the proud parent of a first grader! Like kindergarten, first grade is a time of tremendous growth for students academically. Many students will begin to read more independently for the first time. Others will show great improvement in fluency and comprehension. All of the students will continue to develop their understanding of God and our Church.

Throughout first grade, a great deal of learning takes place in the areas of Language Arts and Math. The students will focus on many skills necessary to become strong readers and writers, as well as continue to improve their handwriting. Through Science and Social Studies the students will learn more about the world around them, both past and present, and their interactions within it.

In order to maintain the skill level your child has worked hard to achieve this year and to ensure a successful transition into first grade, **each student is required to complete the B.E.A.R. summer reading program and The Math Journal. The completed packets are due to your First Grade teacher on the first day of school.**

Due to the unique circumstances this year, there are pages in most of the students' workbooks that would be great as additional resources, if you would like for them to do more, particularly in the back of the Handwriting book. Finally, don't forget to continue practicing the math facts, sight words, address and phone number.

Have a wonderful summer! I look forward to seeing you in September!

Sincerely,

Mrs. Cindy Gray
Kindergarten Teacher

St. Michael- St. Clement School
2023-2024
Tentative School Calendar

August

Monday, 8/21	Teachers are on duty
Tuesday, 8/22	6:00 Pre-K and Kindergarten parent meeting
Wednesday, 8/23	Sneak a Peek at your seat/ social 3:00PM-7:00PM
Thursday, 8/24	AOB Convocation
	School Board Meeting 6:30
Monday, 8/28	K-8 students first day/ 12:00 Dismissal (K-8th)
Tuesday, 8/29	12:00 Dismissal (K-8th)
Wednesday, 8/30	Full Day (1-8)/12:00 Dismissal (K)
Thursday, 8/31	Full Day (1-8)/12:00 Dismissal (Pre-K and K)

September

Friday, 9/1	Full Day (1-8)/12:00 Dismissal (Pre-K and K)
Monday, 9/4	Labor Day – No School
Tuesday, 9/5	Full day for all grades
Thursday, 9/7	Blessing of School for first School Mass 9:00AM
Thursday, 9/14	School Mass 9:00AM
Thursday, 9/21	School Mass 9:00AM
Friday, 9/29	School Mass 9:00AM
	Feast of St. Michael the Archangel/ 12:00 Dismissal for all grades

October

STM-STC Food Pantry Drive begins

Thursday, 10/5	School Mass 9:00AM
Friday, 10/6	Professional Development Day/ No School
Thursday, 10/12	School Mass 9:00AM
Monday, 10/16	Faculty Retreat/ No School
Tuesday, 10/17	Winter Uniforms Begin
Wednesday, 10/18	School Board Meeting 6:30PM
Thursday, 10/19	School Mass 9:00AM
Thursday, 10/26	School Mass 9:00AM
Saturday, 10/28	Trunk or Treat 6:00PM-8:00PM

November

Wednesday, 11/1	STMSTC Food pantry drive ends
Wednesday, 11/1	All Saints Day School Mass 9:00AM
Thursday, 11/9	School Mass 9:00AM
Friday, 11/10	Christmas Bazaar
Saturday, 11/11	Christmas Bazaar
Monday, 11/13	12:00 Dismissal for all grades
Thursday, 11/16	School Mass 9:00AM

Wednesday, 11/22	Grandparents Day/12:00 Dismissal for all grades
Thursday, 11/23	No School – Thanksgiving Break
Friday, 11/24	No School – Thanksgiving Break
Thursday, 11/30	School Mass 9:00AM

December

Wednesday, 12/6	School Board Meeting 6:30PM
Friday, 12/8	School Mass 9:00AM Feast of the Immaculate Conception
Saturday, 12/9	HSA Breakfast with Santa/ Craft Show
Thursday, 12/14	School Mass 9:00AM
Friday, 12/15	Living Nativity
12/16-1/2	No School – Christmas Break

January

Tuesday, 1/2	School reopens
Thursday, 1/4	School Mass 9:00AM
Thursday, 1/11	School Mass 9:00AM
Friday, 1/12	12:00 Dismissal for all grades
Monday, 1/15	No School – Martin Luther King's Birthday
Wednesday, 1/17	School Board Meeting 6:30PM
Thursday, 1/18	School Mass 9:00AM
Thursday, 1/25	School Mass 9:00AM
Monday, 1/29	School Mass for Catholic Schools Week 9:00AM
1/28 - 2/3	Catholic Schools Week
Wednesday, 1/31	Parent Visitation Day (All Grades)

February

Friday, 2/2	12:00 Dismissal/ Teacher Appreciation Day
Thursday, 2/8	School Mass 9:00AM
Tuesday, 2/13	Fat Tuesday/Student Dance-a-thon
Wednesday, 2/14	School Mass 9:00AM / Ash Wednesday/ Student Retreat
Friday, 2/16	Professional Development Day/
Monday, 2/19	No School – President's Day
Thursday, 2/22	School Mass 9:00AM
Thursday, 2/29	School Mass 9:00AM

March

Friday, 3/1	No School/ Professional Development Day
Thursday, 3/7	School Mass 9:00AM
Friday, 3/8	12:00 Dismissal for all grades
Friday, 3/15	School Mass 9:00AM
	Feast of St. Clement Mary Hofbauer/ 12:00 Dismissal
Wednesday, 3/20	School Board Meeting 6:30PM
Thursday, 3/21	School Mass 9:00AM
Sunday, 3/24	Palm Sunday

Thursday, 3/28	Holy Thursday/ 12:00 Dismissal
Friday, 3/29	Good Friday/ No School – Easter Break
Sunday, 3/31	Easter Sunday

3-29-4-7	No School – Easter Break
-----------------	---------------------------------

April

Monday, 4/8	School reopens/ Spring uniforms begin
Thursday, 4/11	School Mass 9:00AM
Thursday, 4/18	School Mass 9:00AM
Thursday, 4/25	School Mass 9:00AM

May

Thursday, 5/2	School Mass 9:00AM
Wednesday, 5/8	School Board Meeting 6:30PM
Thursday, 5/9	School Mass 9:00AM/May Crowning
Thursday, 5/16	School Mass 9:00AM
Thursday, 5/23	School Mass 9:00AM
Friday, 5/24	Field Day/12:00 dismissal
Monday, 5/27	No School – Memorial Day
Thursday, 5/30	School Mass 9:00AM
Friday, 5/31	PreK3 and PreK4 Farewells

June

Monday, 6/3	Kindergarten Farewell
	8 th grade Practice/ Awards Assembly 11:30AM
Tuesday, 6/4	8 th Grade Graduation 10:00AM
Wednesday, 6/5	12:00 dismissal/ 1st-7th
Thursday, 6/6	Last Day of school for students 1st-7th/ 12:00 dismissal
Friday, 6/7	Last day faculty

BACK TO SCHOOL




4. Tan Suede Buck




5. Black Nu Buck
5B. Brown Nu Buck



6. Brown Leather
7. Black Leather



8. Black & White Saddle



11. Athletic



12. Black Leather



15. Brown Jungle Moc
15B. Black Leather Jungle Moc



17. Sperry Bluefish
17B. Sperry Koifish



18. Sperry A/O
(Authentic Original)



19. Sperry Billfish



20. Sperry Gamefish



21. Sperry Cup

SCHOOL ISSUE

NEW BALANCE

SPERRY

MERRELL

\$5⁰⁰ Off

Take \$5.00 Off All Shoes In Stock*

*Not good with any other offer. Offer expires September 30, 2023.
Styles vary by location.

Van Dyke & Bacon

WHITE MARSH

YORK ROAD

ELLCOTT CITY

TIMONIUM SQUARE

5350 CAMPBELL BLVD.

5919 YORK ROAD

RT. 40 ST. JOHN'S PLAZA

2135 YORK ROAD

410-933-6633

410-433-1100

410-750-2737

410-666-0162

VDBshoes.com



St. Michael – St. Clement School
Office of Tuition Management



June 8, 2023

St. Michael – St. Clement School Families,

The end of the school year and summer break are fast approaching and I wanted to inform you of my availability during the summer months. I will be in the office **Monday – Thursday** from **8:00AM – 1:00PM** and you can reach me at 410-668-8797 ext. 2214. You can also reach me at any time at my email address, dpolsinelli@stmstc.org. Please keep in mind that I need **3 business days** to make any changes to your account. Thank you!

Sincerely,

Denise Polsinelli – Tuition Manager



ST. MICHAEL - ST. CLEMENT SCHOOL

FIRST GRADE SUPPLY LIST 2023-2024

- 1 box of 24 crayons
- 1 scissors
- 2 large glue sticks (keep more in stock at home, we use a lot of them)
- 3 sharpened pencils (keep more at home)
- 1 red pencil
- 1 pink eraser
- 1 dry erase marker (keep the rest of the box at home, we use markers daily)
- 1 dry erase eraser
- Pencil case large enough to fit supplies **(NO PENCIL BOXES)**
- Earbuds or headphones for Chromebooks
- 1 Seat Sack - Carson Dellosa 15"x10" Blue and Red Chairback Buddy Pocket
Chart, Classroom Chair Pocket (Amazon \$8.06) in Carson Dellosa Store
- 3 boxes of Kleenex
- 3 rolls of paper towels
- 3 large tubes of Lysol wipes
- 1 box gallon baggies
- 1 box sandwich baggies

Purchased by School:

- 2 notebooks
- Homework Planner

PLEASE MAKE SURE THAT YOUR NAME OR INITIALS ARE ON ALL ITEMS.



Dear Families,






Happy summer! Here is a math journal to keep your child's math skills growing through the summer! Journaling is a fun way for students to represent and express their mathematical thinking on paper.

On each page is a math activity for your child to do. Each activity provides your child with a hands on math learning experience. After the activity, your child can express their mathematical thinking on paper.

Summer is full of exciting adventures that include math. You can also use a notebook from home to journal other math adventures you have!

Have a fun summer!

My Math Journal



Monkey Measure

Name _____

How do these animals measure up to monkeys?
Cut out the monkeys. Use them to measure.

1. About how tall is the giraffe?



_____ monkeys tall

2. About how long is the snake?

_____ monkeys long

3. About how wide is the elephant?

_____ monkeys wide



Compare length using direct comparison or nonstandard units








Measurement

Go outside and find 10 sticks. Arrange them from shortest to tallest. Draw a picture of your sticks.

Sort the Animals

Name _____

Sort the animals into two groups.
Circle the animals in one group **red**.
Circle the animals in the other group **blue**.
Then tell about each group.



Red These animals have...

Blue These animals have...

Sorting

Find 12 socks in your house. Sort them into piles that are the same. You can sort them by size, color, or shape. Are there any other ways you can sort them. Draw one way you sorted the socks.

Shapes

Find some squares in your home. Notice that they have 4 straight sides that are the same length and four corners. Draw as many different size squares as you can fit on this page.

Shapes

Go on a shape hunt for circles and triangles in your house or outside. Notice that the circle is round and has no sides. A triangle has 3 straight sides and three corners. Draw circles and triangles all over this page.

Numbers

Count out loud as high as you can jumping or clapping when you say each number. Write your numbers as high as you can!

Numbers

Create a number collage . Cut out numbers from magazines or store ads and glue them on the paper.

Patterns

Look in your closet. Read some of the patterns that are on your clothes. Sketch a picture of your family. Draw a pattern on each person's shirt/dress.

Patterns





Sketch a picture of your favorite animal. Create a pattern on it.

Scoops!

Color the ice cream.
Continue the pattern.

Name _____

Make your own
pattern. Use two
or three colors.



Counting

Count the total number of feet all the people in your family have. Draw a picture of your family with the matching number of feet you counted.




Counting


Go in your closet and get out all your shoes. Count the total number of shoes you have and write the number. Draw a picture of all your shoes. Put away your shoes when finished.

Name _____

Date _____

Field of Flowers

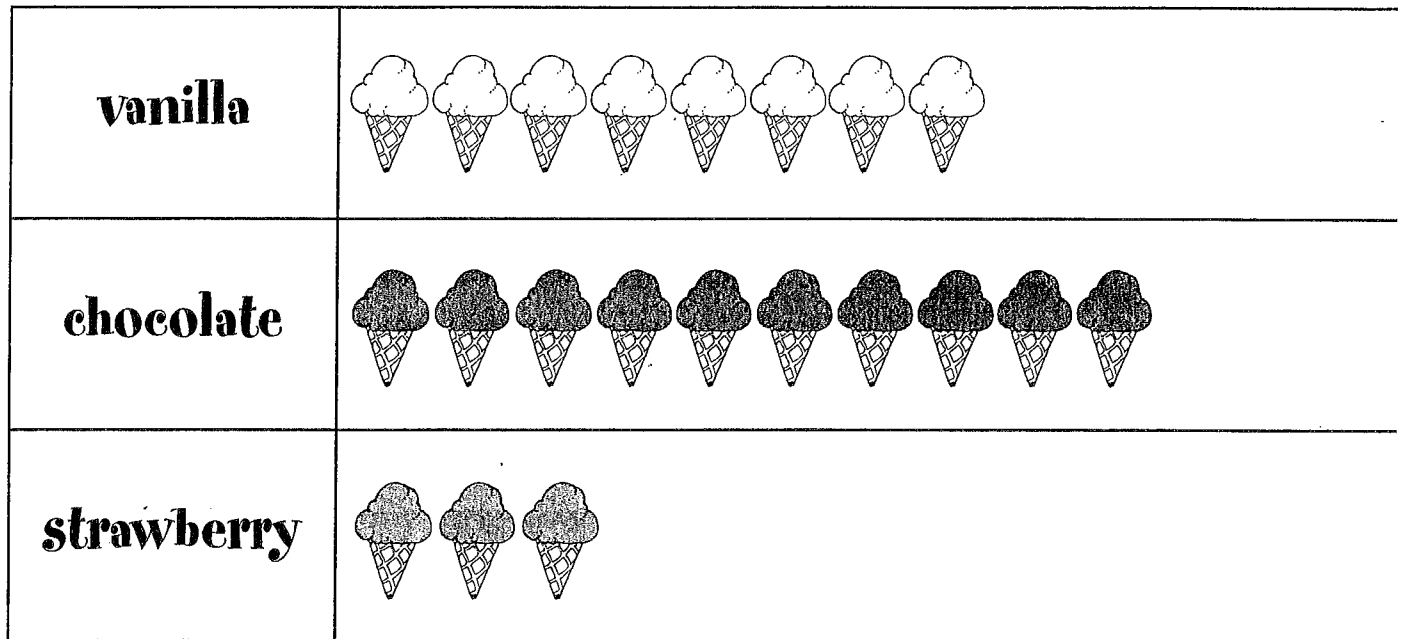
 Write the numbers in order.



I Like Ice Cream

Name _____

Mrs. Kim's class picked the ice-cream flavor they liked best. Look at the graph. Count the ice-cream cones.



Answer the questions.

1. What flavors are shown on the graph?

2. How many children picked each flavor?








3. Draw a cone on the graph by the flavor you like best.

Plus or Minus?

Name _____


What sign is missing?
Write + or -.

1.




$$6 \bigcirc 6 = 12$$

2.




$$9 \bigcirc 3 = 6$$

3.




$$10 \bigcirc 8 = 18$$

4.




$$15 \bigcirc 6 = 9$$

5.



$$5 \bigcirc 2 = 7$$

6.




$$13 \bigcirc 5 = 8$$

Use the symbols +, -, and = correctly

An Apple Tree

Name _____

Read and color.

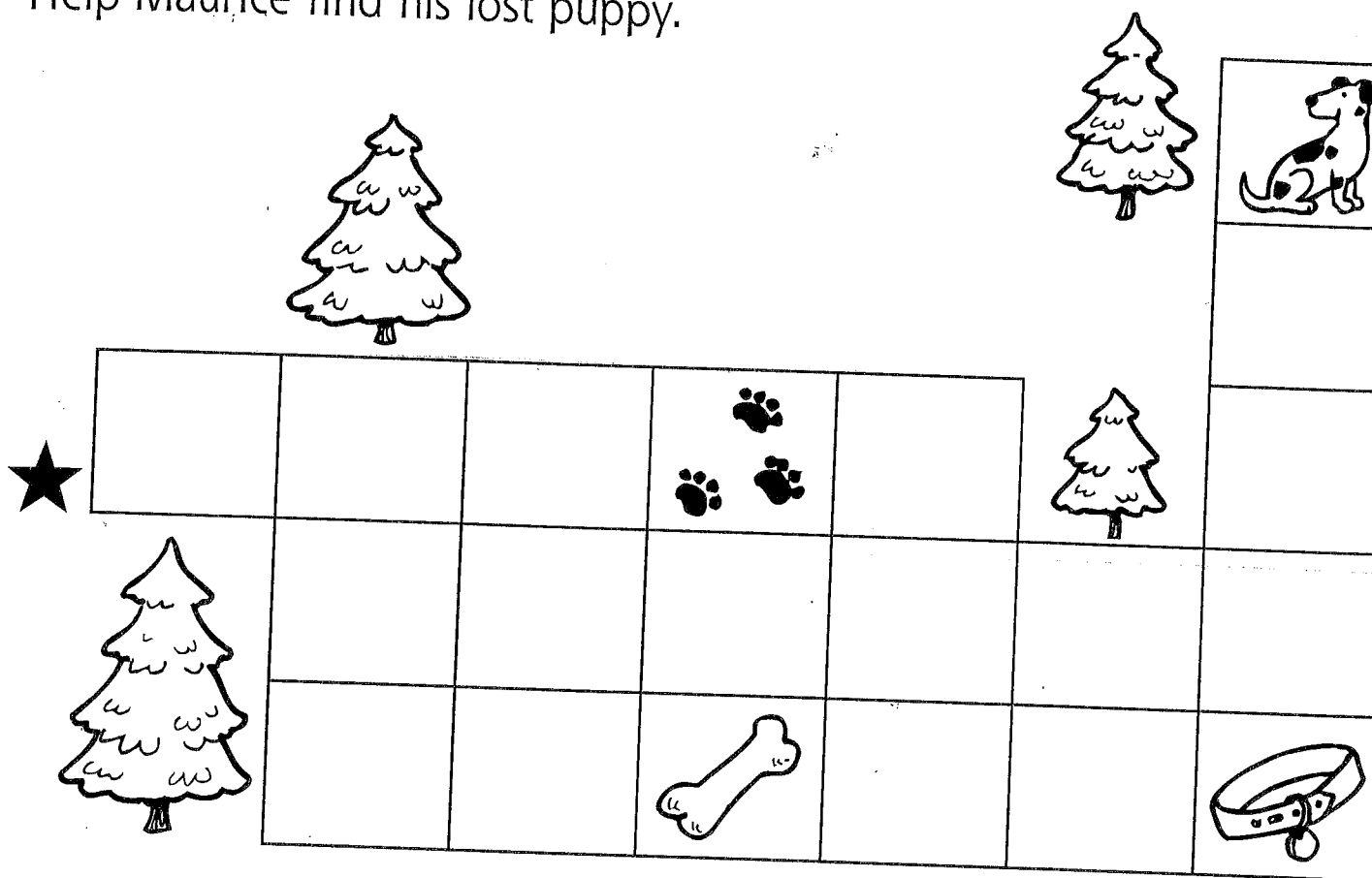


1. Color the bird on **top** of the tree black.
2. Color the sun to the **left** of the tree yellow.
3. Color the apples **under** the bird red.
4. Color the dog **next to** the tree brown.
5. Color the apples on the **left** side of the tree green.
6. Color the grass **under** the tree green.
7. Draw a yellow cat on the **right** side of the tree.

Find the Lost Puppy

Name _____

Help Maurice find his lost puppy.



Start at the ★.
Go **right** 4 boxes.
What do you see? _____

Go **down** 2 boxes.
What do you see? _____


Go **right** 3 boxes.
What do you see? _____

Go **up** 4 boxes.
What do you see? _____

Count by Fives

Name _____

Circle the boxes you need to count by **fives** to **100**.

Use  to color the boxes you circled.

Use  to color the rest of the boxes.



1	2	3	4	5	6	7	8	9	10
11	12	13	14	15	16	17	18	19	20
21	22	23	24	25	26	27	28	29	30
31	32	33	34	35	36	37	38	39	40
41	42	43	44	45	46	47	48	49	50
51	52	53	54	55	56	57	58	59	60
61	62	63	64	65	66	67	68	69	70
71	72	73	74	75	76	77	78	79	80
81	82	83	84	85	86	87	88	89	90
91	92	93	94	95	96	97	98	99	100

Count by **fives** to **100**. Write the numbers in order.

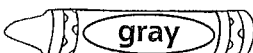

5 10 _____

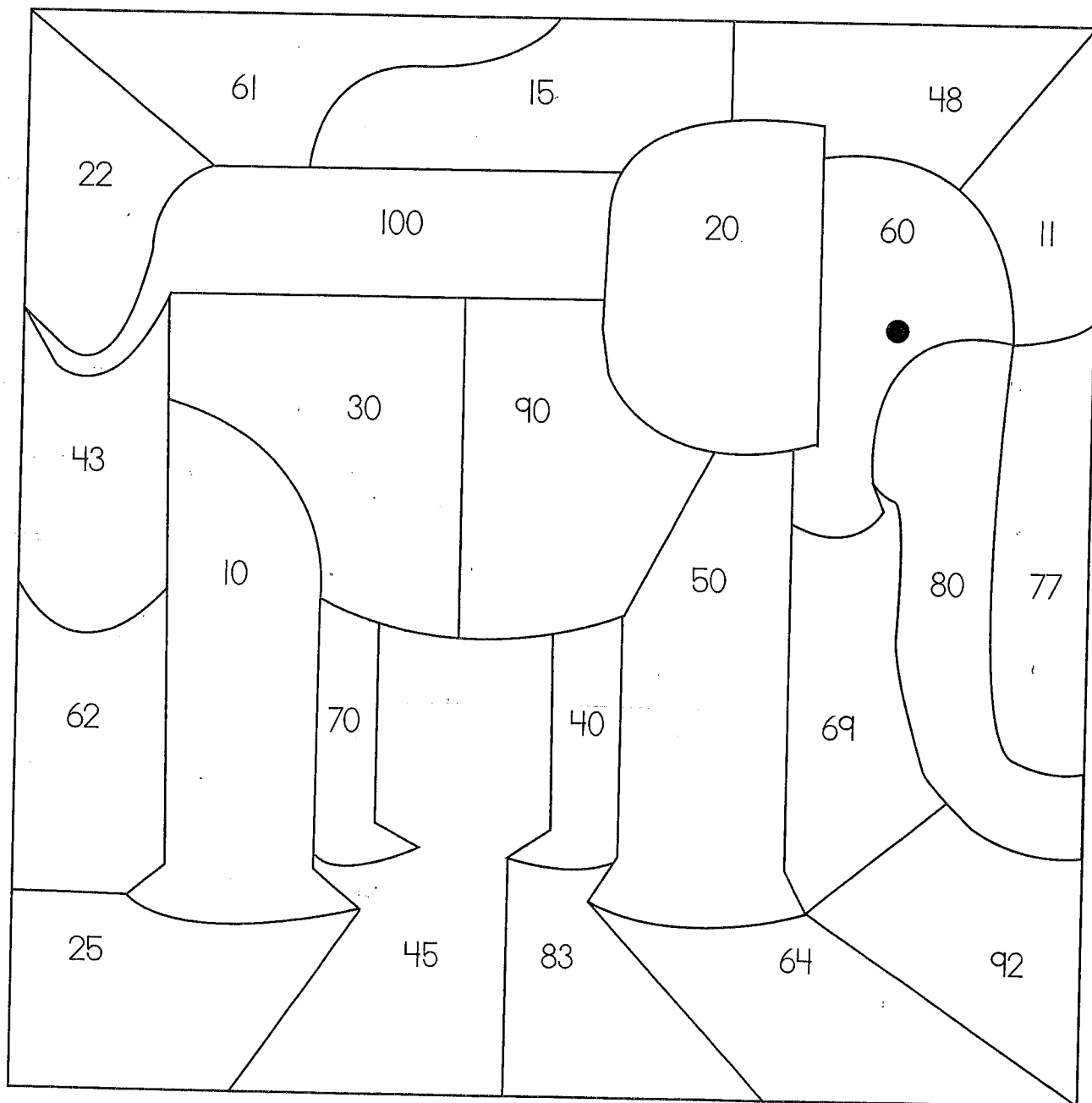
Find the Tens

Name _____

Count by **tens** to 100.

10	20								
----	----	--	--	--	--	--	--	--	--


Use  or  to color the shapes that have the numbers you wrote.



Count by 10s to 100

On the Farm

Name _____



first

1st



second

2nd



third

3rd



fourth

4th



fifth

5th



sixth

6th



seventh eig

7th

8t

Circle the answer.

1. Who is first?



2. Who is last?




3. Who is between the 4th and 6th animal?



Write the order.

4. The  is _____ in line.


5. The  is _____ in line.

6. The  is _____ in line.

7. The  is _____ in line.

Mama duck had babies!

Make an **X** on the 3rd baby duck. Circle the 5th baby duck.








Bake a Birthday Cake

Name _____

Help Mom make a cake. Cut out the pictures and paste them in order. Write the number words under the boxes to tell Mom what to do **first, second, third, fourth, fifth, and sixth.**

first

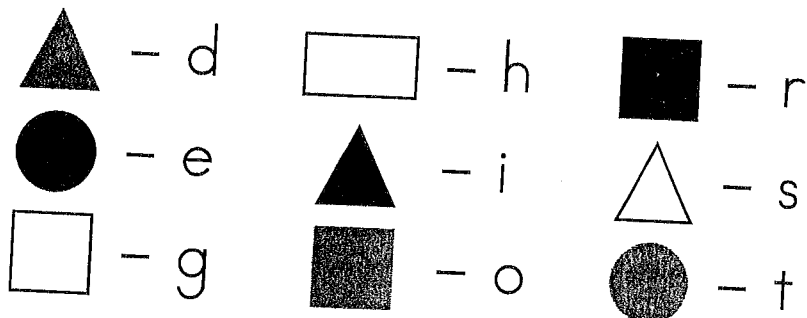


Use ordinal numbers to sequence objects



Look Both Ways

Name _____

Use this code to solve the riddle.



Why did the
chicken cross
the road?

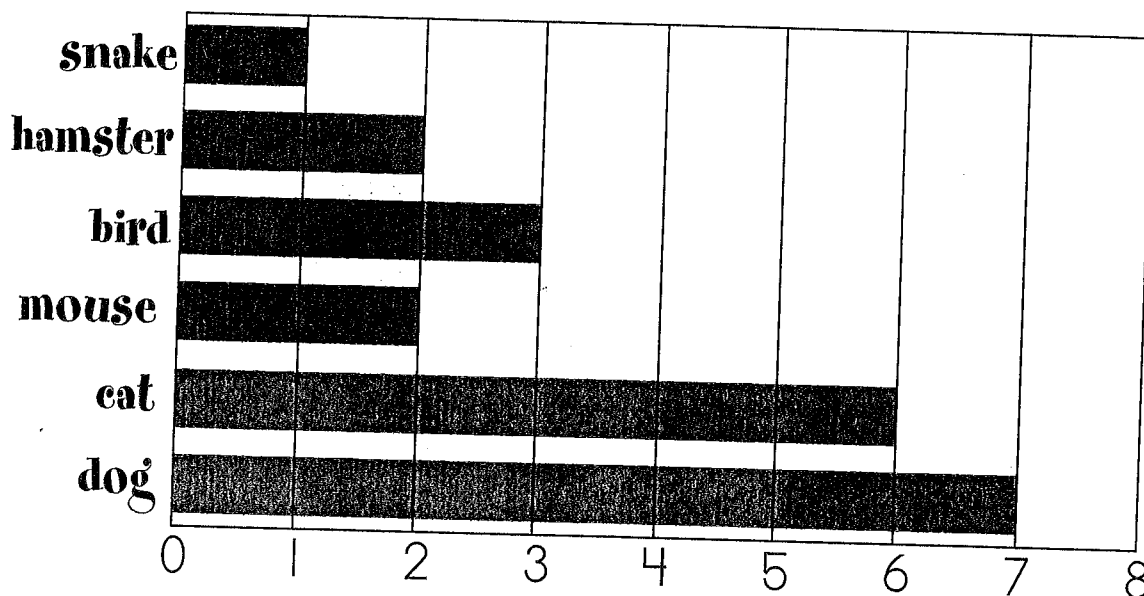


Identify, describe, and compare plane objects (triangles, rectangles, squares, and circles)

Our Favorite Pets

Name _____

The children in Room 12 voted for their favorite pet.
Look at the bar graph.



Answer the questions.

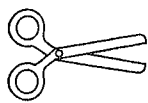
1. Which pet did they like best of all? _____
2. Which pet did they like least of all? _____
3. Which two pets got the same number of votes?

4. Color a box for the pet you like best.



Name _____ Date _____

Up, Up, and Away



Cut.




Add.

Glue.




A.

$3 + 4 =$




B.

$6 + 2 =$




C.

$2 + 3 =$




D.

$5 + 5 =$




E.

$1 + 5 =$



F.

$7 + 2 =$



©The Mailbox® • Building Math Basics • TEC60855 • Key p. 218

9

8

10

7

6

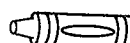
5

Name _____

Date _____

Squeaky-Clean Sums

Add.

 Color by the code.

$$\begin{array}{r} 4 \\ + 1 \\ \hline \end{array}$$

$$\begin{array}{r} 0 \\ + 8 \\ \hline \end{array}$$

$$\begin{array}{r} 4 \\ + 2 \\ \hline \end{array}$$

$$\begin{array}{r} 6 \\ + 2 \\ \hline \end{array}$$

$$\begin{array}{r} 3 \\ + 4 \\ \hline \end{array}$$

$$\begin{array}{r} 1 \\ + 8 \\ \hline \end{array}$$

$$\begin{array}{r} 6 \\ + 4 \\ \hline \end{array}$$

$$\begin{array}{r} 3 \\ + 3 \\ \hline \end{array}$$

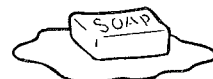

$$\begin{array}{r} 5 \\ + 5 \\ \hline \end{array}$$

$$\begin{array}{r} 5 \\ + 2 \\ \hline \end{array}$$

$$\begin{array}{r} 2 \\ + 7 \\ \hline \end{array}$$

$$\begin{array}{r} 2 \\ + 3 \\ \hline \end{array}$$

Color Code
5, 6, 7 = yellow
8, 9, 10 = blue



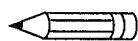
Name _____

Date _____

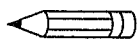
Start Your Engines!



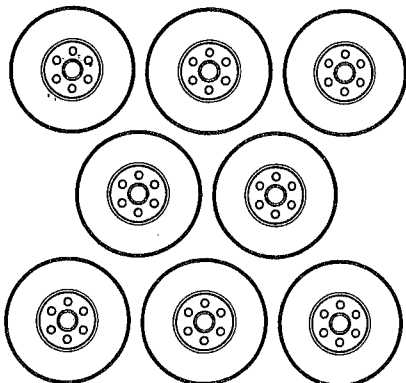

Count.



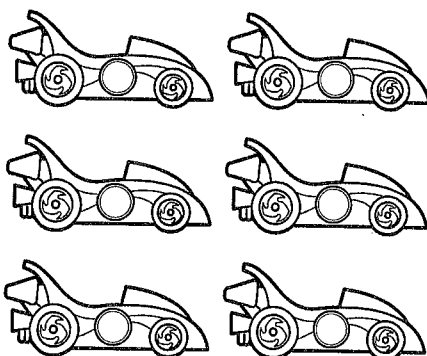
Cross off to subtract.




Write the answer.



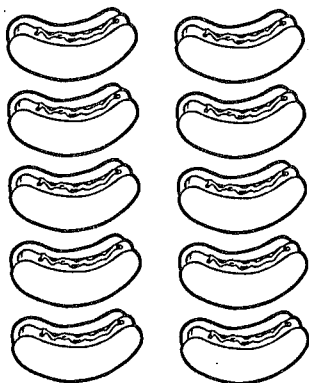
$$8 - 3 = \square$$



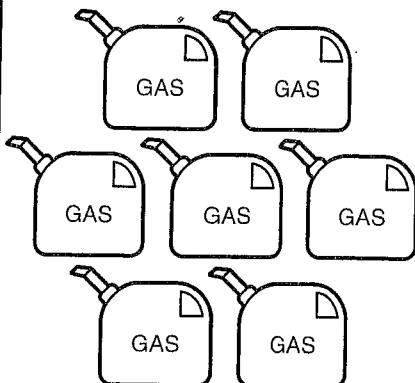
$$6 - 1 = \square$$



$$9 - 5 = \square$$



$$10 - 6 = \square$$



$$7 - 4 = \square$$




$$8 - 2 = \square$$

Name _____ Date _____


Buggy Bonanza







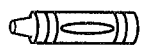


Count the bugs.



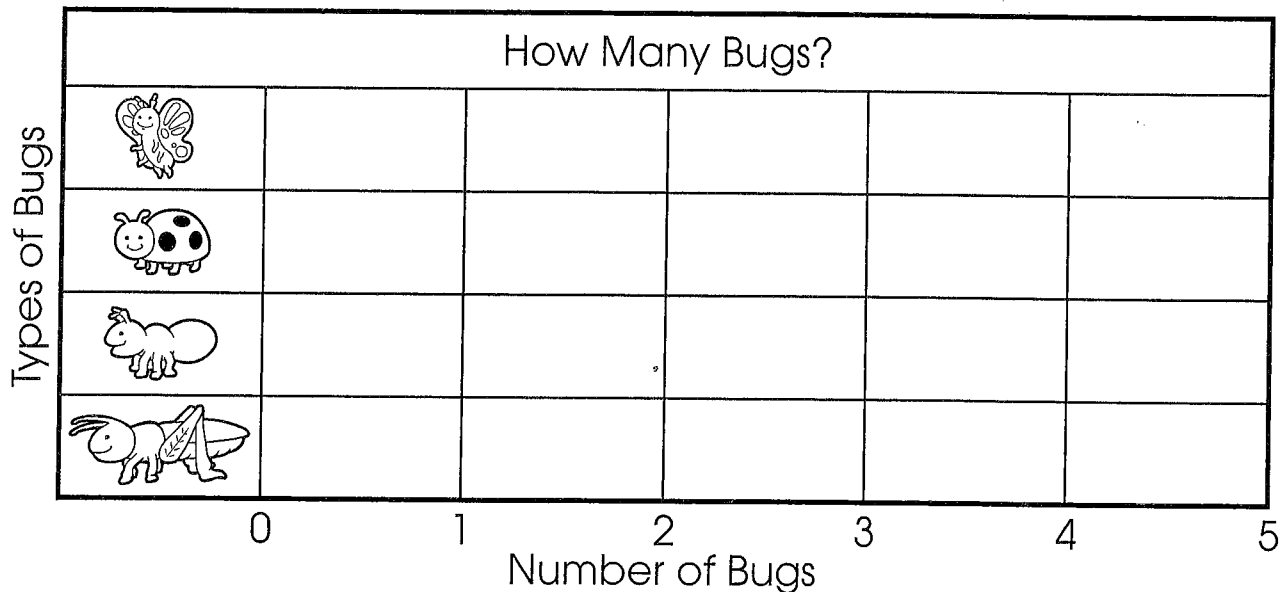
Write how many.



Bugs	Total
	
	
	
	





Color the graph to match.



Use the graph to answer the questions.

1. How many more  are there than  ? _____

2. Are there more  or  ? _____

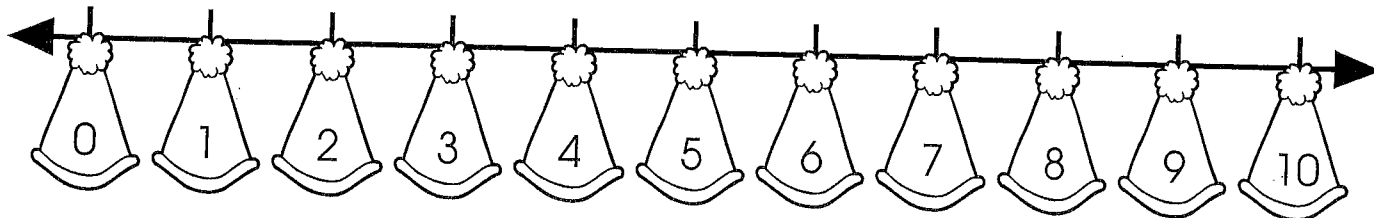
3. How many more  are there than  ? _____

Name _____ Date _____

Clowning Around

Subtract.

Use the number line to help you.




$6 - 3 = \underline{\quad}$	$9 - 2 = \underline{\quad}$
$9 - 0 = \underline{\quad}$	$10 - 5 = \underline{\quad}$
$8 - 7 = \underline{\quad}$	$8 - 6 = \underline{\quad}$
$7 - 1 = \underline{\quad}$	$7 - 3 = \underline{\quad}$
$10 - 2 = \underline{\quad}$	$5 - 5 = \underline{\quad}$



B. E. A. P.
Summer Reading Program

Be Excited About Reading



For Students Entering 1st Grade

The B.E.A.R. summer reading packet is a way to develop in your child a love of reading and to maintain his/her current level of skills. Reading books during the summer can improve students' reading proficiency, increase vocabulary, and expand personal and literary awareness.

Students entering First Grade should read 10-20 books with a parent depending on their reading level. If your child is reading short chapter books then 1 book a week may be appropriate. If he or she is reading shorter picture books then 2-3 books a week might be reasonable. Read books to/with your child. Even if your child is already a reader, this should not be an independent activity. Please try to use some of the suggested parental guidelines below as you read each book. After you read, each book should be recorded on the last page of this booklet. Please return this page on the first day of school, along with the 3 completed follow-up activities from the list below.

Suggested Parental Guidelines

- Read book to/with your child. Even if your child is already a reader, this should not be an independent activity. If your child is reading, you can play the role of "listener."
- Prior to reading have your child make predictions about what the story might be about.
- As you read, discuss with your child the characters, setting, and problem/solution.

- Encourage your child to make predictions throughout the story. (Ex: "What do you think will happen next? Why?")
- Ask questions about the story as you read. Have your child answer in complete sentences.
- Ask him/her to change the ending of the story or retell the story in his/her own words.

Follow-Up Activities

With 3 of the books you have read, have your child choose **one** of the following activities. Please make a different selection for each book. Make sure the activity is labeled with the book title and child's name.

- ❖ Draw a picture of your favorite part of the story. Then write one sentence explaining the picture.
- ❖ Fold a paper into thirds and label the sections "Beginning, Middle, End." Draw a picture in each section to tell what happened in the book.
- ❖ Stop in the middle of a book and predict what the ending of the story will be. Draw a picture of your prediction and write one sentence explaining your prediction.
- ❖ Draw a picture of one of the characters in the story. Write a description of that character.
- ❖ Make a mask or puppet of a character from the story using a paper plate, sock, paper doll pattern, or any material you like. "Help" the character retell the story.
- ❖ With an adult's help, cook something mentioned in the story. Take a picture of you and the food, then write a sentence describing what you made.

- ❖ Use cut-out pictures from magazines, newspapers, old coloring books, etc. to make a collage or scene showing one of the settings (where the story is taking place) from a book.
- ❖ Use the visor pattern to decorate and make a paper visor showing the characters and the setting from one of your books. Be sure to include the title and author.
- ❖ Make a special award for a book or character you really liked. Some ideas: Funniest Character, Prettiest Pictures, Happiest Ending...

Reading Skills Review

Please practice and review these skills with your first grader at least once per week during the summer.

- State birthday, phone number, and address
- Write first and last name without copying
- Identify rhyming words
- Identify, write*, and give sounds for all upper and lowercase letters of the alphabet
- Identify beginning, middle, and ending sounds in words
- Blend letter sounds together to make words
- Identify High Frequency Words**
- READ, READ, READ ☺

Try these also:

- Play outside at least an hour each day!
- Go for a walk around your neighborhood.
- Learn to tie your shoes.
- Take a walk in the rain.
- Jump in the puddles after the rain.
- Catch fireflies in the evening.
- **HAVE FUN!!!!!!**

*Please refer to the manuscript letter descriptions when practicing handwriting.

**Writing each word on an index card will be helpful for your child.

Name of Student _____

Parent Signature _____

First Grade Summer Reading Record


Name _____

(Please check one)


	Title	Author	Read to Child	Read with Child	Read by Child	Date Read
1.						
2.						
3.						
4.						
5.						
6.						
7.						
8.						
10.						
11.						

12.						
13.						
14.						
15.						
16.						
17.						
18.						
19.						
20.						

Paper Doll Pattern

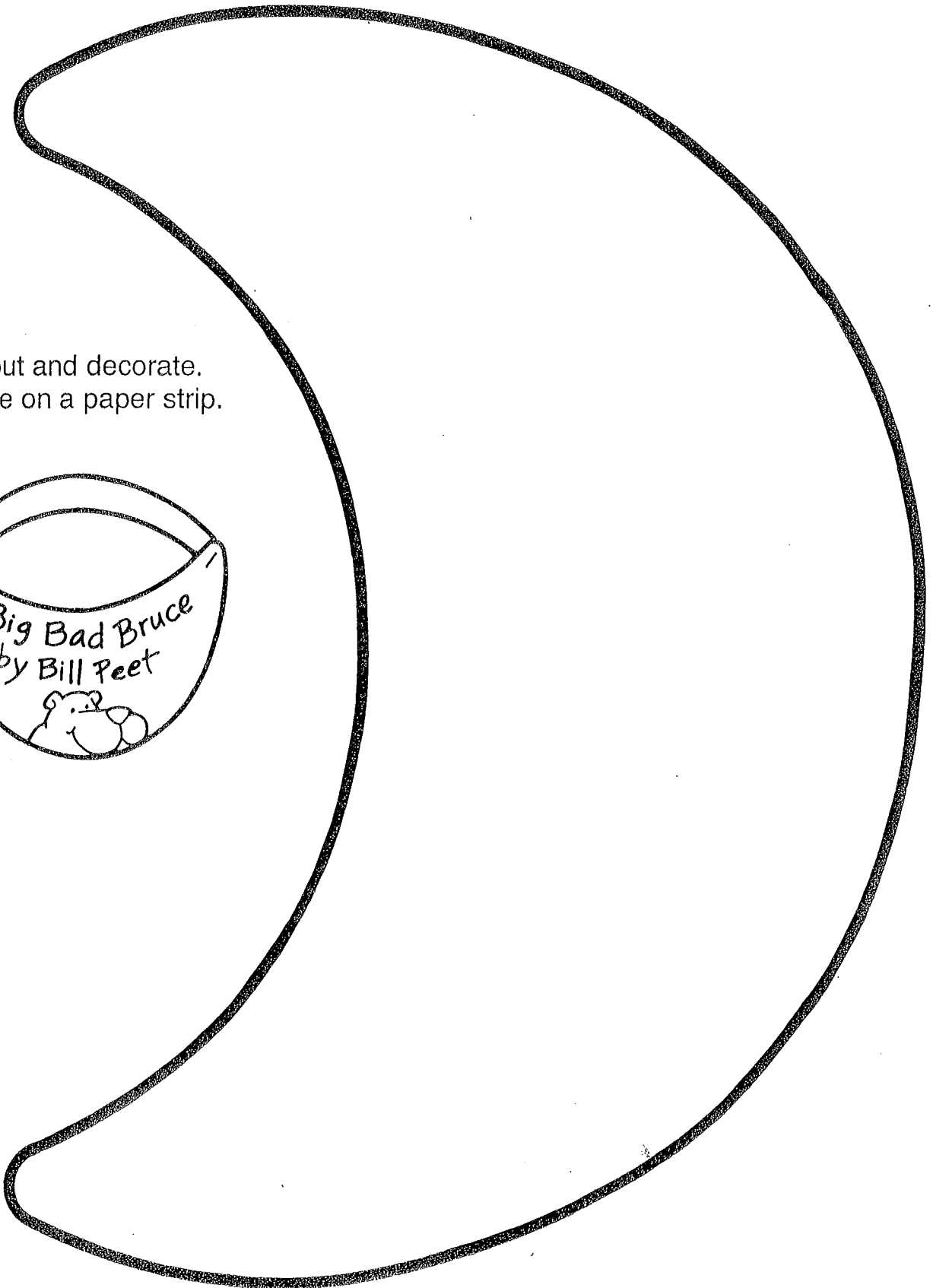


People Flaps/Person Shape Book Pattern




Visor Pattern

Cut out and decorate.
Staple on a paper strip.



Award Pattern



A B C D E F G H I

J K L M N O P Q

R S T U V W X Y Z

a b c d e f g h i j k

l m n o p q r s t u v

w x y z , ' " ,

1 2 3 4 5 6 7 8 9 0

Kindergarten High Frequency Words

Please review your flash cards a few times each week over the summer.

I	we	the	can	am	color
as	an	at	blue	red	like
green	yellow	two	ran	a	and
go	orange	it	in	will	one
her	him	to	big	do	on
purple	have	come	you	that	not
brown	my	he	pink	them	play
are	with	black	when	is	she
white	came	little	was	went	me
for	of	what	has	said	then
they	look	this	want	see	all
here	three	six	four	five	