



St. Michael – St. Clement School  
Office of Tuition Management

---



June 8, 2023

St. Michael – St. Clement School Families,

The end of the school year and summer break are fast approaching and I wanted to inform you of my availability during the summer months. I will be in the office **Monday – Thursday** from **8:00AM – 1:00PM** and you can reach me at 410-668-8797 ext. 2214. You can also reach me at any time at my email address, [dpolsinelli@stmstc.org](mailto:dpolsinelli@stmstc.org). Please keep in mind that I need **3 business days** to make any changes to your account. Thank you!

Sincerely,

Denise Polsinelli – Tuition Manager

St. Michael- St. Clement School  
2023-2024  
Tentative School Calendar

**August**

Monday, 8/21	Teachers are on duty
Tuesday, 8/22	6:00 Pre-K and Kindergarten parent meeting
Wednesday, 8/23	Sneak a Peek at your seat/ social 3:00PM-7:00PM
Thursday, 8/24	AOB Convocation School Board Meeting 6:30
<b>Monday, 8/28</b>	<b>K-8 students first day/ 12:00 Dismissal (K-8<sup>th</sup>)</b>
<b>Tuesday, 8/29</b>	<b>12:00 Dismissal (K-8<sup>th</sup>)</b>
<b>Wednesday, 8/30</b>	<b>Full Day (1-8)/12:00 Dismissal (K)</b>
<b>Thursday, 8/31</b>	<b>Full Day (1-8)/12:00 Dismissal (Pre-K and K)</b>

**September**

<b>Friday, 9/1</b>	<b>Full Day (1-8)/12:00 Dismissal (Pre-K and K)</b>
<b>Monday, 9/4</b>	<b>Labor Day – No School</b>
<b>Tuesday, 9/5</b>	<b>Full day for all grades</b>
Thursday, 9/7	Blessing of School for first School Mass 9:00AM
Thursday, 9/14	School Mass 9:00AM
Thursday, 9/21	School Mass 9:00AM
Friday, 9/29	School Mass 9:00AM <b>Feast of St. Michael the Archangel/ 12:00 Dismissal for all grades</b>

**October**

	STM-STC Food Pantry Drive begins
Thursday, 10/5	School Mass 9:00AM
<b>Friday, 10/6</b>	<b>Professional Development Day/ No School</b>
Thursday, 10/12	School Mass 9:00AM
<b>Monday, 10/16</b>	<b>Faculty Retreat/ No School</b>
Tuesday, 10/17	Winter Uniforms Begin
Wednesday, 10/18	School Board Meeting 6:30PM
Thursday, 10/19	School Mass 9:00AM
Thursday, 10/26	School Mass 9:00AM
Saturday, 10/28	Trunk or Treat 6:00PM-8:00PM

**November**

Wednesday, 11/1	STMSTC Food pantry drive ends
Wednesday, 11/1	All Saints Day School Mass 9:00AM
Thursday, 11/9	School Mass 9:00AM
Friday, 11/10	Christmas Bazaar
Saturday, 11/11	Christmas Bazaar
<b>Monday, 11/13</b>	<b>12:00 Dismissal for all grades</b>
Thursday, 11/16	School Mass 9:00AM

<b>Wednesday, 11/22</b>	<b>Grandparents Day/12:00 Dismissal for all grades</b>
<b>Thursday, 11/23</b>	<b>No School – Thanksgiving Break</b>
<b>Friday, 11/24</b>	<b>No School – Thanksgiving Break</b>
Thursday, 11/30	School Mass 9:00AM

### **December**

Wednesday, 12/6	School Board Meeting 6:30PM
Friday, 12/8	School Mass 9:00AM Feast of the Immaculate Conception
Saturday, 12/9	HSA Breakfast with Santa/ Craft Show
Thursday, 12/14	School Mass 9:00AM
Friday, 12/15	Living Nativity
<b>12/16-1/2</b>	<b>No School – Christmas Break</b>

### **January**

Tuesday, 1/2	School reopens
Thursday, 1/4	School Mass 9:00AM
Thursday, 1/11	School Mass 9:00AM
<b>Friday, 1/12</b>	<b>12:00 Dismissal for all grades</b>
<b>Monday, 1/15</b>	<b>No School – Martin Luther King's Birthday</b>
Wednesday, 1/17	School Board Meeting 6:30PM
Thursday, 1/18	School Mass 9:00AM
Thursday, 1/25	School Mass 9:00AM
Monday, 1/29	School Mass for Catholic Schools Week 9:00AM
<b>1/28 - 2/3</b>	<b>Catholic Schools Week</b>
Wednesday, 1/31	Parent Visitation Day (All Grades)

### **February**

Friday, 2/2	<b>12:00 Dismissal/ Teacher Appreciation Day</b>
Thursday, 2/8	School Mass 9:00AM
Tuesday, 2/13	Fat Tuesday/Student Dance-a-thon
Wednesday, 2/14	School Mass 9:00AM / Ash Wednesday/ Student Retreat
<b>Friday, 2/16</b>	<b>Professional Development Day/</b>
<b>Monday, 2/19</b>	<b>No School – President's Day</b>
Thursday, 2/22	School Mass 9:00AM
Thursday, 2/29	School Mass 9:00AM

### **March**

<b>Friday, 3/1</b>	<b>No School/ Professional Development Day</b>
Thursday, 3/7	School Mass 9:00AM
<b>Friday, 3/8</b>	<b>12:00 Dismissal for all grades</b>
<b>Friday, 3/15</b>	<b>School Mass 9:00AM</b>
	<b>Feast of St. Clement Mary Hofbauer/ 12:00 Dismissal</b>
Wednesday, 3/20	School Board Meeting 6:30PM
Thursday, 3/21	School Mass 9:00AM
Sunday, 3/24	Palm Sunday

Thursday, 3/28	<b>Holy Thursday/ 12:00 Dismissal</b>
Friday, 3/29	<b>Good Friday/ No School – Easter Break</b>
<b>Sunday, 3/31</b>	<b>Easter Sunday</b>

<b>3-29-4-7</b>	<b>No School – Easter Break</b>
-----------------	---------------------------------

## **April**

Monday, 4/8	School reopens/ Spring uniforms begin
Thursday, 4/11	School Mass 9:00AM
Thursday, 4/18	School Mass 9:00AM
Thursday, 4/25	School Mass 9:00AM

## **May**

Thursday, 5/2	School Mass 9:00AM
Wednesday, 5/8	School Board Meeting 6:30PM
Thursday, 5/9	School Mass 9:00AM/May Crowning
Thursday, 5/16	School Mass 9:00AM
Thursday, 5/23	School Mass 9:00AM
<b>Friday, 5/24</b>	<b>Field Day/12:00 dismissal</b>
<b>Monday, 5/27</b>	<b>No School – Memorial Day</b>
<b>Thursday, 5/30</b>	School Mass 9:00AM
Friday, 5/31	PreK3 and PreK4 Farewells

## **June**

Monday, 6/3	Kindergarten Farewell
	8 <sup>th</sup> grade Practice/ Awards Assembly 11:30AM
Tuesday, 6/4	8 <sup>th</sup> Grade Graduation 10:00AM
<b>Wednesday, 6/5</b>	<b>12:00 dismissal/ 1<sup>st</sup>-7<sup>th</sup></b>
<b>Thursday, 6/6</b>	<b>Last Day of school for students 1<sup>st</sup>-7<sup>th</sup>/ 12:00 dismissal</b>
Friday, 6/7	Last day faculty

# BACK TO SCHOOL




4. Tan Suede Buck



5. Black Nu Buck  
5B. Brown Nu Buck




6. Brown Leather  
7. Black Leather



8. Black & White Saddle




11. Athletic



12. Black Leather



15. Brown Jungle Moc  
15B. Black Leather Jungle Moc



17. Sperry Bluefish  
17B. Sperry Koifish



18. Sperry A/O  
(Authentic Original)



19. Sperry Billfish



20. Sperry Gamefish



21. Sperry Cup

SCHOOL ISSUE

NEW BALANCE

SPERRY

MERRELL

\$5<sup>00</sup> Off

Take \$5.00 Off All Shoes In Stock\*

\*Not good with any other offer. Offer expires September 30, 2023.  
Styles vary by location.

## Van Dyke & Bacon

WHITE MARSH  
YORK ROAD

ELLCOTT CITY

TIMONIUM SQUARE

5350 CAMPBELL BLVD.

5919 YORK ROAD

RT. 40 ST. JOHN'S PLAZA

2135 YORK ROAD

410-933-6633

410-433-1100

410-750-2737

410-666-0162

VDBshoes.com



# ST. MICHAEL - ST. CLEMENT SCHOOL

## 2023-2024 Supply List

### Grade 2

Item	Amount	Comment
#2 Pencils	10	
Pencil Case	3	A zipper bag (no boxes)
Crayons	24 pack	Colored pencils are optional.
Washable Markers	10 pack	We love to be creative
Scissors	1	
School Glue	3	2 stick and 1 bottle
Erasers	2	Individual Pink Eraser and 5 eraser tops
Pocket Folder	2	Any Color/Design
Boxes of Tissues	2	
Rolls of Paper Towels	2	
Variety Pack Ziplock Bags	1	Snack, Sandwich. Quart. and/or Gallon
Clorox Wipes	2	
Composition Notebooks	2	We will be creating interactive notebook for Math and Language Arts
Earbuds or Headset	1	Earbuds or Headset with Microphone Standard USB Port or/Aux
Seat Sack	1	Strong and durable, medium 15" wide
Expo Dry Erase Markers	4 Pack	Black, Red, Green, Blue MUST be Dry Erase
Mini Prizes for Prize Box		Squishies, Figit Toys, Pencils, Stickers.Pens. etc
Hand Wipes	1	Safe for Hands

# 1st Grade Summer Work




## Math

Name: \_\_\_\_\_

# 120 Chart

Fill in the missing numbers.




1		3	4	5		7	8		10
	12	13			16	17		19	20
21	22		24	25	26		28	29	
		33				37	38		40
41	42			45	46	47		49	
	52	53	54		56		58		60
61			64	65		67	68		
	72	73			76	77		79	80
81		83		85		87		89	
	92		94		96		98		100
101		103		105			108	109	
	112		114		116	117			120













Name: \_\_\_\_\_

# Teen Numbers



Color the ten frames to match the numbers.

 14	<table border="1"><tbody><tr><td></td><td></td><td></td><td></td><td></td></tr><tr><td></td><td></td><td></td><td></td><td></td></tr><tr><td></td><td></td><td></td><td></td><td></td></tr><tr><td></td><td></td><td></td><td></td><td></td></tr></tbody></table>																					 10	<table border="1"><tbody><tr><td></td><td></td><td></td><td></td><td></td></tr><tr><td></td><td></td><td></td><td></td><td></td></tr><tr><td></td><td></td><td></td><td></td><td></td></tr><tr><td></td><td></td><td></td><td></td><td></td></tr></tbody></table>																				
 13	<table border="1"><tbody><tr><td></td><td></td><td></td><td></td><td></td></tr><tr><td></td><td></td><td></td><td></td><td></td></tr><tr><td></td><td></td><td></td><td></td><td></td></tr><tr><td></td><td></td><td></td><td></td><td></td></tr></tbody></table>																					 15	<table border="1"><tbody><tr><td></td><td></td><td></td><td></td><td></td></tr><tr><td></td><td></td><td></td><td></td><td></td></tr><tr><td></td><td></td><td></td><td></td><td></td></tr><tr><td></td><td></td><td></td><td></td><td></td></tr></tbody></table>																				
 17	<table border="1"><tbody><tr><td></td><td></td><td></td><td></td><td></td></tr><tr><td></td><td></td><td></td><td></td><td></td></tr><tr><td></td><td></td><td></td><td></td><td></td></tr><tr><td></td><td></td><td></td><td></td><td></td></tr></tbody></table>																					 19	<table border="1"><tbody><tr><td></td><td></td><td></td><td></td><td></td></tr><tr><td></td><td></td><td></td><td></td><td></td></tr><tr><td></td><td></td><td></td><td></td><td></td></tr><tr><td></td><td></td><td></td><td></td><td></td></tr></tbody></table>																				
 11	<table border="1"><tbody><tr><td></td><td></td><td></td><td></td><td></td></tr><tr><td></td><td></td><td></td><td></td><td></td></tr><tr><td></td><td></td><td></td><td></td><td></td></tr><tr><td></td><td></td><td></td><td></td><td></td></tr></tbody></table>																					 18	<table border="1"><tbody><tr><td></td><td></td><td></td><td></td><td></td></tr><tr><td></td><td></td><td></td><td></td><td></td></tr><tr><td></td><td></td><td></td><td></td><td></td></tr><tr><td></td><td></td><td></td><td></td><td></td></tr></tbody></table>																				
 16	<table border="1"><tbody><tr><td></td><td></td><td></td><td></td><td></td></tr><tr><td></td><td></td><td></td><td></td><td></td></tr><tr><td></td><td></td><td></td><td></td><td></td></tr><tr><td></td><td></td><td></td><td></td><td></td></tr></tbody></table>																					 12	<table border="1"><tbody><tr><td></td><td></td><td></td><td></td><td></td></tr><tr><td></td><td></td><td></td><td></td><td></td></tr><tr><td></td><td></td><td></td><td></td><td></td></tr><tr><td></td><td></td><td></td><td></td><td></td></tr></tbody></table>																				

Name: \_\_\_\_\_

# Before and After

Write the number that comes before and after.

	15	
--	----	--

	7	
--	---	--

	9	
--	---	--

	16	
--	----	--

	17	
--	----	--

	11	
--	----	--

	4	
--	---	--

	19	
--	----	--

	5	
--	---	--

	6	
--	---	--

	12	
--	----	--

	14	
--	----	--

	18	
--	----	--



	9	
--	---	--

	8	
--	---	--

	13	
--	----	--

	3	
--	---	--

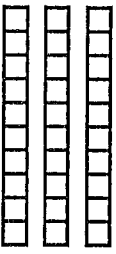

	10	
--	----	--

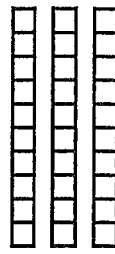




Name: \_\_\_\_\_



# Place Value



Count the blocks and write how many tens/ones there are.



	
tens	ones

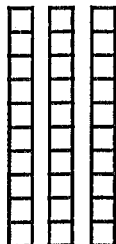
	
tens	ones







	
tens	ones

	
tens	ones

	
tens	ones

	
tens	ones


	
tens	ones


	
tens	ones





Name: \_\_\_\_\_

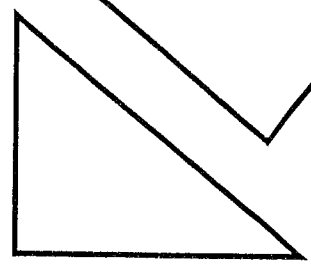

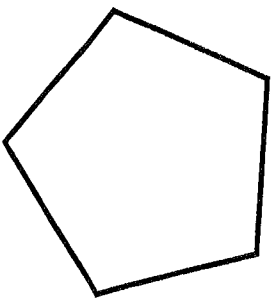
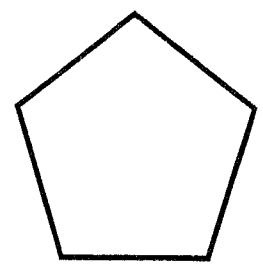
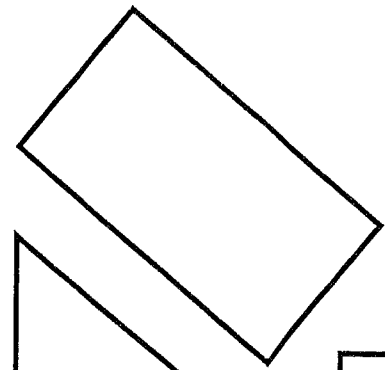
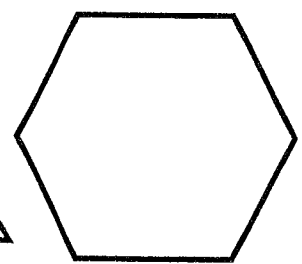
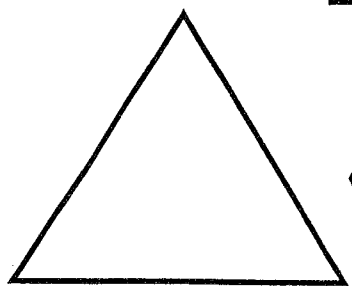
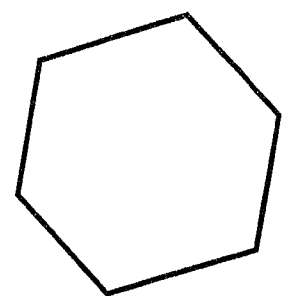



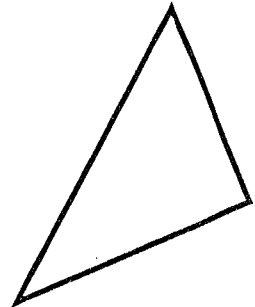
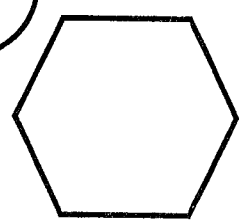
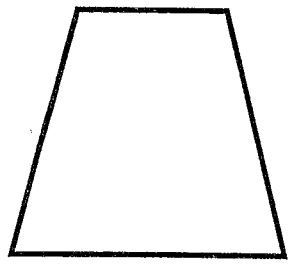
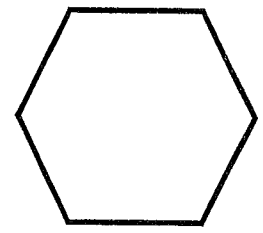
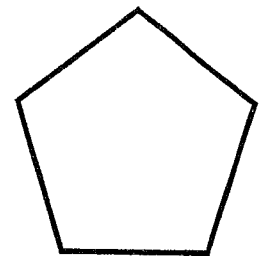

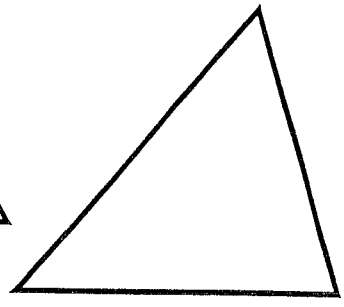
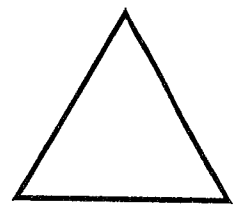

# Color by Sides

 3

 4


 5

 6

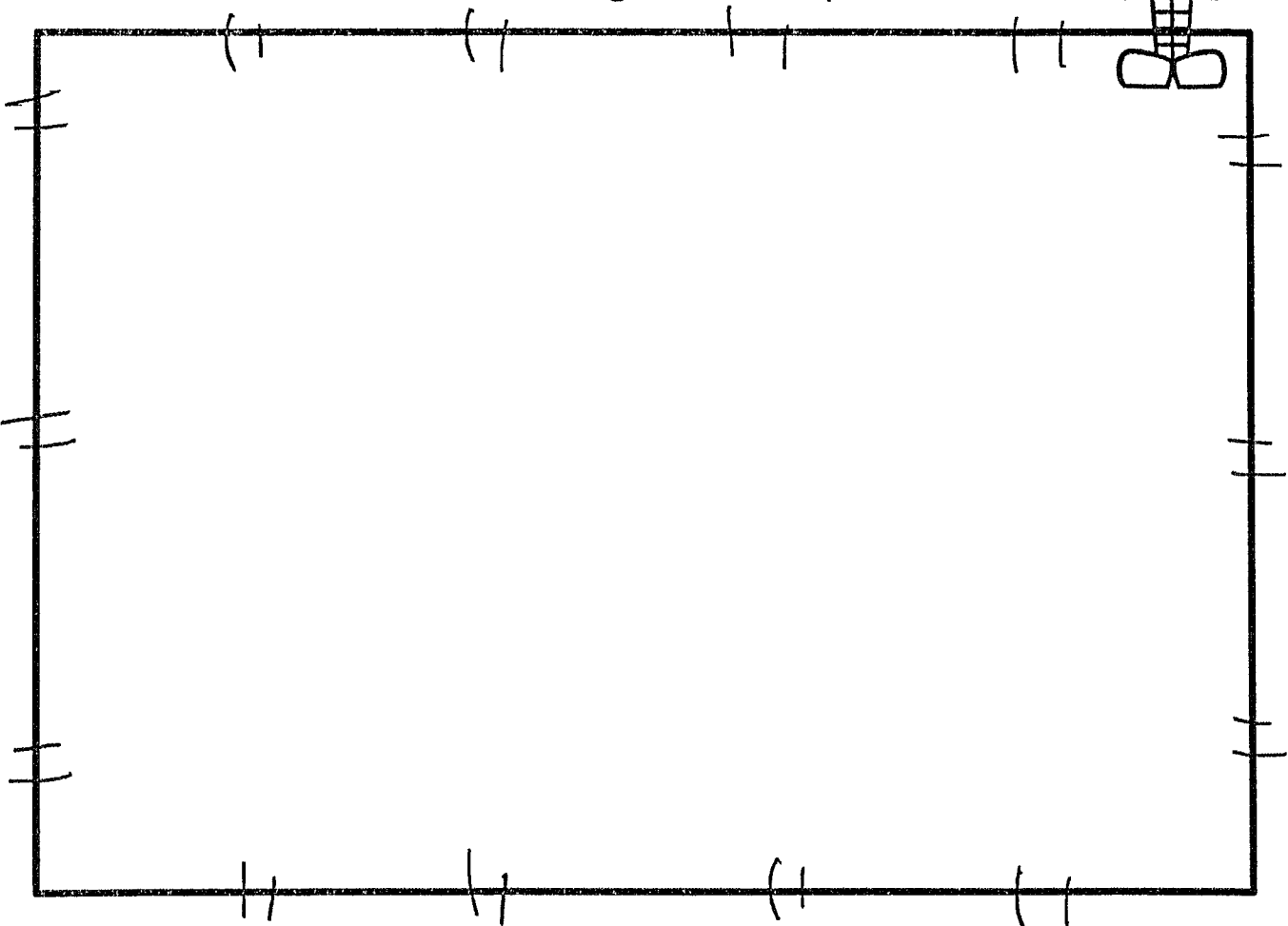


Name: \_\_\_\_\_

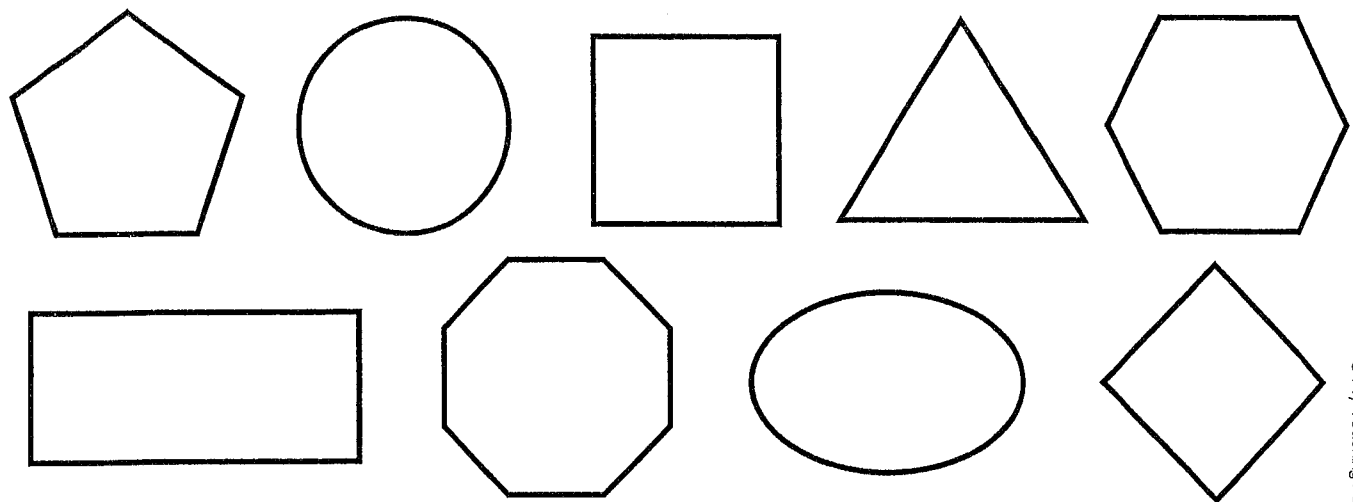
# Shape Robot



Create a robot using 2D shapes.




Color the shapes that you used:

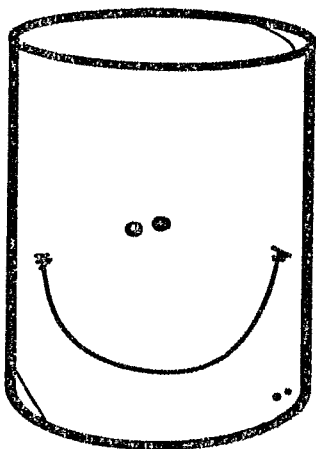


# All About Cylinders!


Name: \_\_\_\_\_



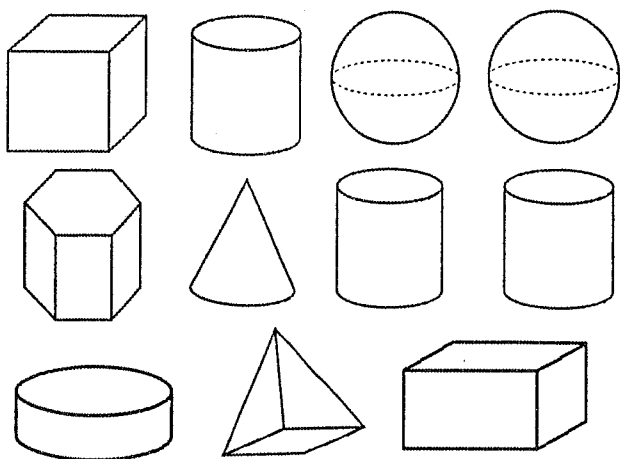
Color it



Trace it



Shade it



Write it

cylinder

Draw it

Count it

\_\_\_\_\_ faces


\_\_\_\_\_ vertices

\_\_\_\_\_ edges

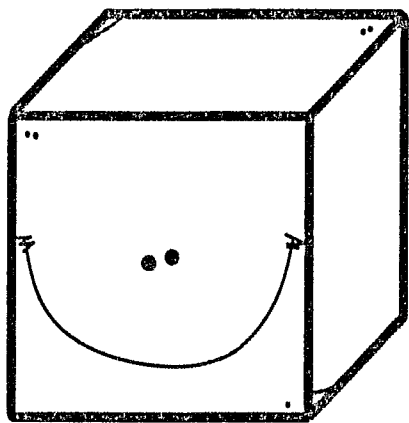
# All About

Name: \_\_\_\_\_

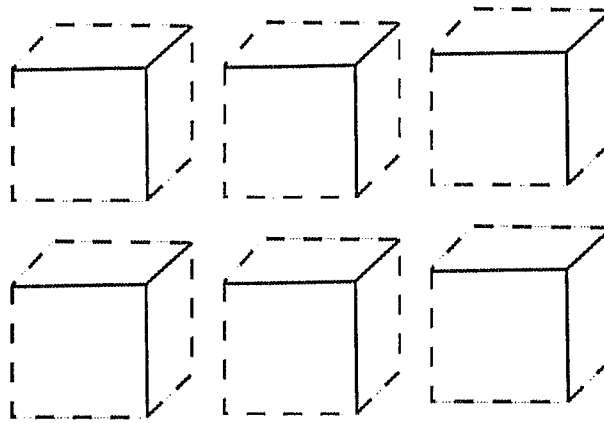
# Cubes!



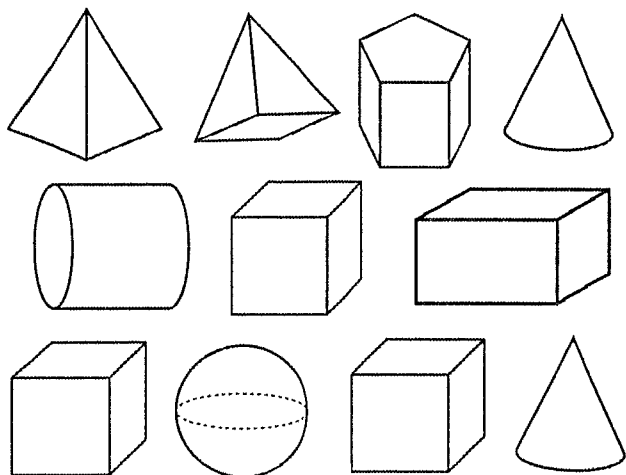
Color it



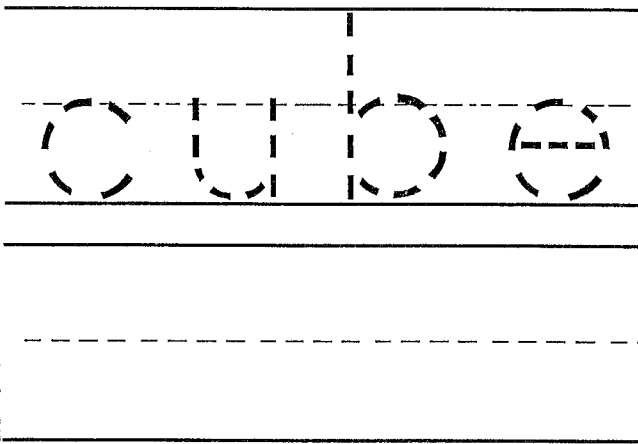
Trace it



Shade it



Write it




Draw it

Count it


\_\_\_\_\_ faces  
\_\_\_\_\_ vertices  
\_\_\_\_\_ edges

# All About Rectangular Prisms!

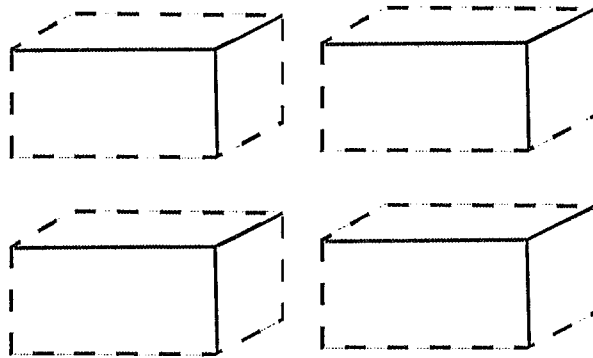
Name: \_\_\_\_\_



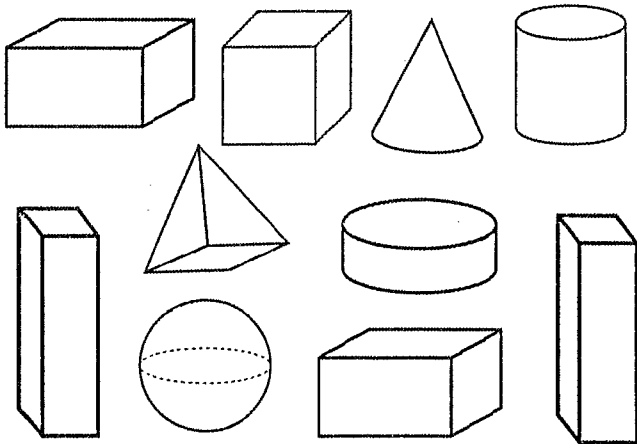
Color it



Trace it



Shade it



Write it

rectangular  
prism

Draw it

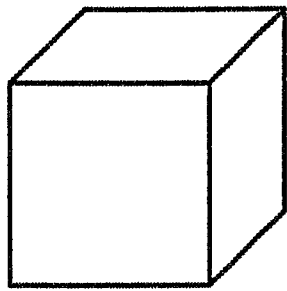

Count it

\_\_\_\_\_ faces  
\_\_\_\_\_ vertices  
\_\_\_\_\_ edges



Name: \_\_\_\_\_

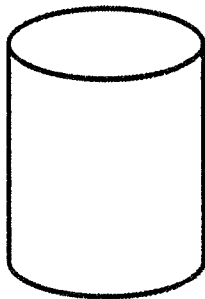
# 3D Solid Detective



Faces: \_\_\_\_\_

Edges: \_\_\_\_\_

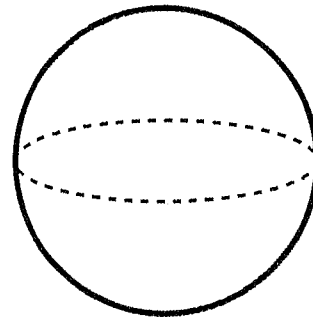
Vertices: \_\_\_\_\_



Faces: \_\_\_\_\_

Edges: \_\_\_\_\_

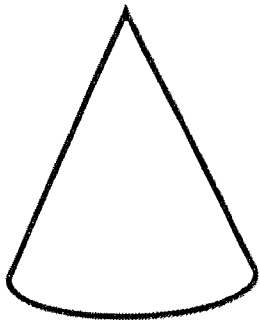
Vertices: \_\_\_\_\_



Faces: \_\_\_\_\_

Edges: \_\_\_\_\_

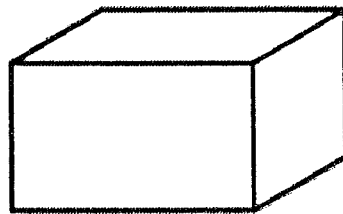
Vertices: \_\_\_\_\_



Faces: \_\_\_\_\_

Edges: \_\_\_\_\_

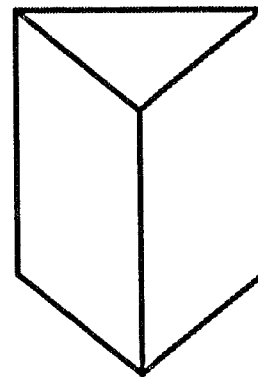
Vertices: \_\_\_\_\_



Faces: \_\_\_\_\_

Edges: \_\_\_\_\_

Vertices: \_\_\_\_\_



Faces: \_\_\_\_\_

Edges: \_\_\_\_\_

Vertices: \_\_\_\_\_

Name: \_\_\_\_\_


Weekly Math Quiz – Q4:1

Date: \_\_\_\_\_

1.

1.NBT.1


Put the number cards in order from greatest to least.



2.

1.G.3


Cut the doughnut into fourths.



3.

1.MD.3

What time is it?



:

4.

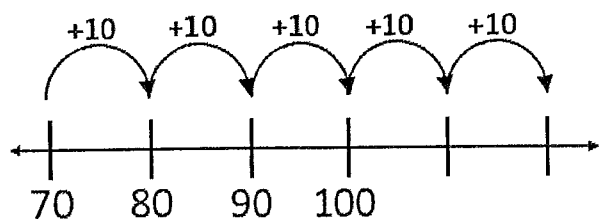
1.OA.2

Cindy is making a bracelet with 7 purple beads, 5 blue beads, and 6 grey beads. How many beads did Cindy use?

5.

1.OA.5

Fill in the missing numbers.



6.

1.OA.6

Solve.

$$\begin{array}{r} 5 \\ + 14 \\ \hline \end{array}$$

$$\begin{array}{r} 13 \\ - 9 \\ \hline \end{array}$$

$$\begin{array}{r} 10 \\ + 6 \\ \hline \end{array}$$

$$11 + 3 = \underline{\quad} \quad 14 - 8 = \underline{\quad}$$

7.

1.OA.8

Find the missing number.

$$8 + \boxed{\phantom{00}} = 12$$

$$11 - \boxed{\phantom{00}} = 7$$

8.

1.NBT.2

Draw the number 63 using base-ten blocks.

Tens	Ones

Name: \_\_\_\_\_

## Weekly Math Quiz – Q4:5

Date: \_\_\_\_\_

1.

1.G.3


Jamie wants to share this candy bar with her friend. How should she cut the candy bar?



2.

1.MD.3

What time is it?



3.

1.OA.2

Jenny collect shells at the beach. She collected 8 white shells, 4 brown shells, and 2 blue shells. How many shells did she collect?

4.

1.OA.6

Solve.

$$\begin{array}{r} 13 \\ + 4 \\ \hline \end{array}$$

$$\begin{array}{r} 18 \\ - 9 \\ \hline \end{array}$$

$$\begin{array}{r} 10 \\ + 3 \\ \hline \end{array}$$

$$9 + 10 = \underline{\quad} \quad 17 - 13 = \underline{\quad}$$

5.

1.NBT.3

Use  $>$ ,  $<$ , or  $=$  to compare the numbers.

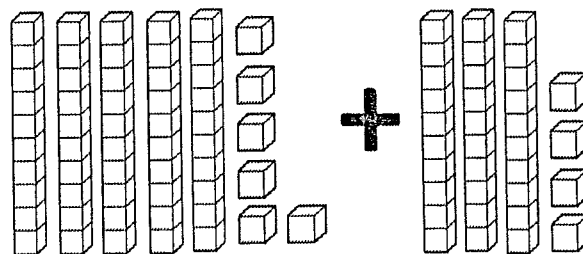
$$72 \bigcirc 76$$

$$38 \bigcirc 83$$

6.

1.NBT.4

Find the sum.



7.

1.NBT.5

What is...

92

One more? \_\_\_\_\_

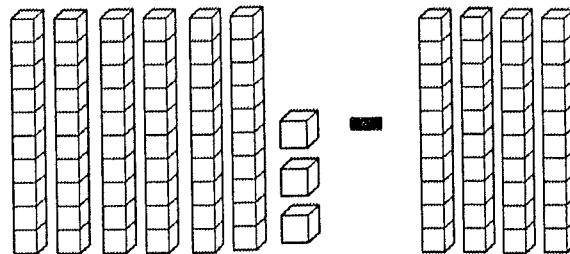
One less? \_\_\_\_\_

Ten more? \_\_\_\_\_

Ten less? \_\_\_\_\_

8.


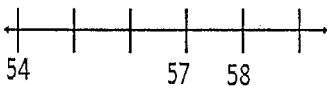
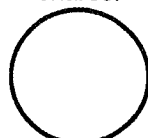
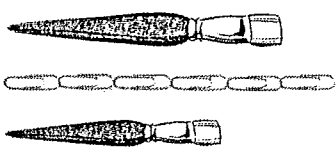

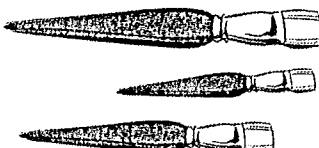









1.NBT.6

Subtract  $63 - 40$ 

Name: \_\_\_\_\_

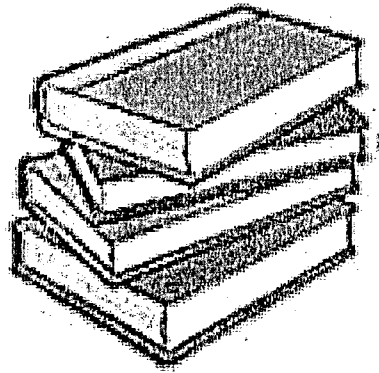
Weekly Math Review - Q4:2

Date: \_\_\_\_\_

Monday	Tuesday	Wednesday	Thursday								
<p>Put the number cards in order from least to greatest.</p> <div style="display: flex; justify-content: space-around;"> <div style="border: 1px solid black; padding: 5px; width: 40px; text-align: center;">101</div> <div style="border: 1px solid black; padding: 5px; width: 40px; text-align: center;">108</div> <div style="border: 1px solid black; padding: 5px; width: 40px; text-align: center;">100</div> <div style="border: 1px solid black; padding: 5px; width: 40px; text-align: center;">105</div> </div> <p>_____</p>	<p>Name the shape</p>  <p>How many? sides _____ points _____</p>	<p>Fill in the missing numbers on the number line.</p> 	<p>You and your three friends are going to share a cake. Cut the cake into equal shares.</p> 								
<p>Circle the paint brush that is 4 paperclips long.</p> 	<p>What time is it?</p> 	<p>Order the paint brushes from shortest to longest</p> 	<p>Draw the hands on the clock to show 9:00.</p> 								
<p>Tatiana is having a birthday party. There were 8 boys and 11 girls. How many people were at Tatiana's party?</p>	<p>At the pet store there are 7 dogs, 9 cats, and 3 birds. How many pets are there altogether?</p>	<p>There are some blocks in a box. 8 blocks are taken out. Now there are 7 blocks left. How many blocks were in the box at the beginning?</p>	<p>For breakfast, Katie ate 5 strawberries, 6 grapes, and 3 banana slices. How many pieces of fruit did Katie eat?</p>								
<p>Count by 2's.</p> <p>90, 92, 94, _____, _____</p>	<p>True or False?</p> <p><math>12 = 15 - 4</math></p> <p>_____</p>	<p>Count by 10's.</p> <p>50, 60, 70, _____, _____</p>	<p>True or False?</p> <p><math>6 + 2 = 7 + 1</math></p> <p>_____</p>								
<p>Solve.</p> <div style="display: flex; justify-content: space-around;"> <div><math>\begin{array}{r} 8 \\ + 1 \\ \hline \end{array}</math></div> <div><math>\begin{array}{r} 12 \\ - 8 \\ \hline \end{array}</math></div> <div><math>\begin{array}{r} 14 \\ + 4 \\ \hline \end{array}</math></div> </div>	<p>Solve.</p> <div style="display: flex; justify-content: space-around;"> <div><math>\begin{array}{r} 13 \\ + 6 \\ \hline \end{array}</math></div> <div><math>\begin{array}{r} 15 \\ - 9 \\ \hline \end{array}</math></div> <div><math>\begin{array}{r} 8 \\ + 6 \\ \hline \end{array}</math></div> </div>	<p>Solve.</p> <div style="display: flex; justify-content: space-around;"> <div><math>\begin{array}{r} 3 \\ + 7 \\ \hline \end{array}</math></div> <div><math>\begin{array}{r} 16 \\ - 13 \\ \hline \end{array}</math></div> <div><math>\begin{array}{r} 8 \\ + 8 \\ \hline \end{array}</math></div> </div>	<p>Solve.</p> <div style="display: flex; justify-content: space-around;"> <div><math>\begin{array}{r} 11 \\ + 6 \\ \hline \end{array}</math></div> <div><math>\begin{array}{r} 17 \\ - 11 \\ \hline \end{array}</math></div> <div><math>\begin{array}{r} 5 \\ + 4 \\ \hline \end{array}</math></div> </div>								
<p>Find the missing number.</p> <p><math>14 + \boxed{\phantom{00}} = 15</math></p>	<p>Find the missing number.</p> <p><math>12 + 5 = \boxed{\phantom{00}}</math></p>	<p>Find the missing number.</p> <p><math>9 + \boxed{\phantom{00}} = 16</math></p>	<p>Find the missing number.</p> <p><math>\boxed{\phantom{00}} + 4 = 11</math></p>								
<p>58</p> <p>How many tens? _____</p> <p>How many ones? _____</p>	<p>Write the number.</p> <table border="1" style="margin: auto;"> <thead> <tr> <th>Tens</th> <th>Ones</th> </tr> </thead> <tbody> <tr> <td style="text-align: center;">  </td> <td style="text-align: center;">  </td> </tr> </tbody> </table>	Tens	Ones			<p>Draw the number 13.</p> <table border="1" style="margin: auto;"> <thead> <tr> <th>Tens</th> <th>Ones</th> </tr> </thead> <tbody> <tr> <td style="height: 80px;"></td> <td style="height: 80px;"></td> </tr> </tbody> </table>	Tens	Ones			<p>60</p> <p>How many tens? _____</p> <p>How many ones? _____</p>
Tens	Ones										
											
Tens	Ones										
<p>Feed the alligator the bigger number.</p> <p>32    54</p>  <p>_____</p>	<p>Feed the alligator the bigger number.</p> <p>71    49</p>  <p>_____</p>	<p>Use <math>&gt;</math>, <math>&lt;</math>, or <math>=</math> to compare the numbers.</p> <p>26 <span style="font-size: 2em; vertical-align: middle;">○</span> 34</p>	<p>Use <math>&gt;</math>, <math>&lt;</math>, or <math>=</math> to compare the numbers.</p> <p>49 <span style="font-size: 2em; vertical-align: middle;">○</span> 80</p>								


# 1st Grade Summer Work

Language  
Arts




Read the story "A Walk to Town." Then answer Numbers 1 to 8.

## A Walk to Town



Len is going to the library.  
His book is in his pack.  
Gram goes too.



Then they walk in the park.  
Kids are playing there.  
They swing and slide.



Len wants to get a new book.  
Gram helps him get one.  
Then they walk home again.

Copyright © McGraw-Hill Education



Name: \_\_\_\_\_ Date: \_\_\_\_\_

4 Who wants to get a new book?

Ⓐ Gram

Ⓑ kids

Ⓒ Len

5 They are \_\_\_\_\_ by the swings.

Ⓐ walking

Ⓑ walked

Ⓒ walk

6 Len is happy when \_\_\_\_\_ with Gram.


Ⓐ hes

Ⓑ hes'

Ⓒ he's


Read the story "Dog Tricks." Then answer Numbers 9 to 16.

## Dog Tricks



Copyright © McGraw-Hill Education

Dogs can do lots of tricks.  
They can jump.  
They can fetch. They can beg.



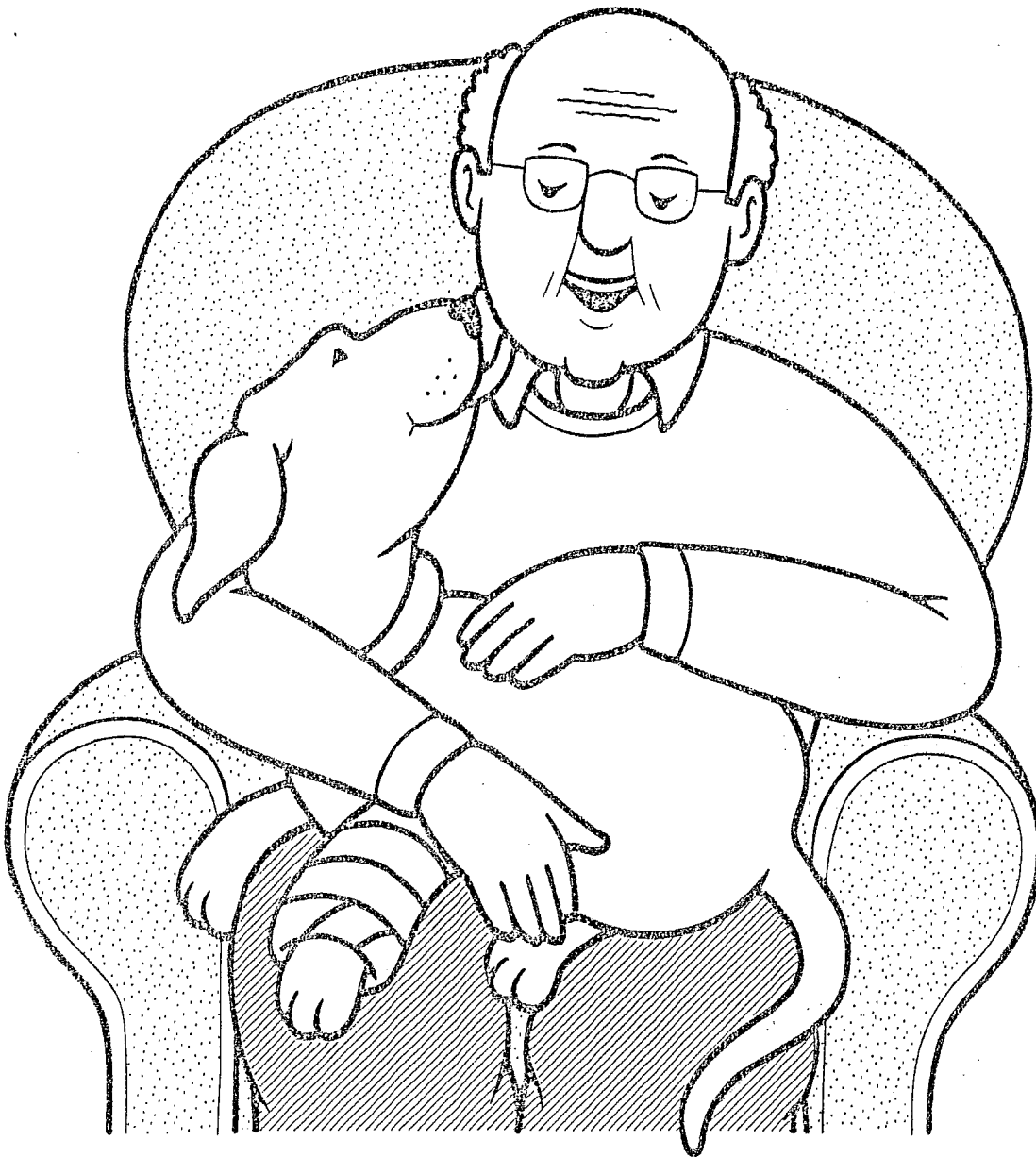
Copyright © McGraw-Hill Education

This pup's trick is very good.

What is her trick?

The pup sits up when she wants to be fed.

**GO ON →**



Copyright © McGraw-Hill Education

This dog has a bad leg.  
She must sit.  
She can not do tricks.  
But she can lick.

**GO ON →**

12 What is the MAIN TOPIC of this story?

- Ⓐ Dogs can do many tricks.
- Ⓑ Dogs can go to school.
- Ⓒ Dogs can sit and lick.

13 Which word from the story is a closed syllable?

- Ⓐ go
- Ⓑ fed
- Ⓒ she

14 Dogs can learn \_\_\_\_\_ things.

- Ⓐ no
- Ⓑ new
- Ⓒ come

Read the story "Spike Takes the Cake."  
Then answer Numbers 1 to 4.


## Spike Takes the Cake



Copyright © McGraw-Hill Education


It was Jake's big day. Now he was six. Some boys and girls from school came over to play. "Let's have fun!" said Jake.

Jake's dog Spike was there, too. Spike liked Jake's friends. "Yip!" said Spike.



Copyright © McGraw-Hill Education

Next, Jake and his pals went for a swim. They jumped and skipped in the yard. Spike looked at them play. He wanted to play, too.



Copyright © McGraw-Hill Education

Then the kids ate snacks together. Spike wanted to eat, too. Jake had a chunk of cake in his hand. Spike had a bite. "Yum!" said Spike. Jake looked at Spike and smiled. Now Spike was having fun, too.



Name: \_\_\_\_\_ Date: \_\_\_\_\_

Now answer Numbers 1 to 4. Base your answers on the story "Spike Takes the Cake."

- ① Why does Spike yip and jump?
- Ⓐ He is afraid.
  - Ⓑ He wants to play.
  - Ⓒ He wants to go inside.
- ② What happens FIRST in the story?
- Ⓐ Spike gets to play.
  - Ⓑ Jake and his pals jump rope.
  - Ⓒ Jake and his pals eat snacks.
- ③ Spike \_\_\_\_\_ Jake's friends.
- Ⓐ liked
  - Ⓑ likked
  - Ⓒ liking

Read the poem "The Baby Bird." Then answer Numbers 5 to 8.

## The Baby Bird



The baby bird up in his nest  
Sees other birds go by.  
But his wings are not ready yet,  
So he cannot yet fly.

He sees his mama coming.  
She sings a pretty song.  
Then he gets to eat a treat.  
She says it won't be long.

The baby bird will try again.  
His wings grow every day.  
Soon they will flap and flutter,  
And he will fly away.

Name: \_\_\_\_\_ Date: \_\_\_\_\_

Now answer Numbers 5 to 8. Base your answers on the poem "The Baby Bird."

5 Which word from the poem rhymes with day?

- Ⓐ away
- Ⓑ baby
- Ⓒ fly

6 Which word means the SAME as are not?

- Ⓐ arent
- Ⓑ aren't
- Ⓒ are'not

7 The baby bird \_\_\_\_\_ his wings.

- Ⓐ flaped
- Ⓑ flapped
- Ⓒ flapping

8 The bird gets a treat \_\_\_\_\_ his mama.

- Ⓐ some
- Ⓑ once
- Ⓒ from

Read the story "Tadpoles." Then answer  
Numbers 9 to 16.

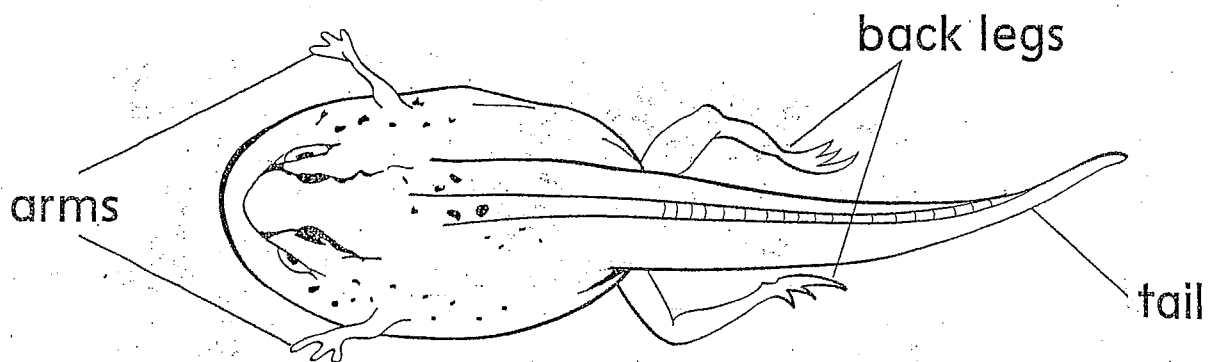
## Tadpoles



Where do frogs come from? A mother  
frog lays many eggs. She lays the eggs in  
the water.

**GO ON →**

As the tadpole grows, it changes. First, it grows little teeth. Soon, it grows legs. Its head gets bigger, too. Then it grows arms. Now it looks like a frog with a very long tail. It is called a **froglet**.



Name: \_\_\_\_\_ Date: \_\_\_\_\_

Now answer Numbers 9 to 16. Base your answers on the story "Tadpoles."

9 A tadpole is DIFFERENT from a frog because a tadpole \_\_\_\_\_.

- Ⓐ has no legs
- Ⓑ can swim
- Ⓒ is green

10 What happens FIRST?

- Ⓐ A frog lays eggs.
- Ⓑ The head gets bigger.
- Ⓒ A tadpole grows arms.

11 Tadpoles \_\_\_\_\_ up fast.

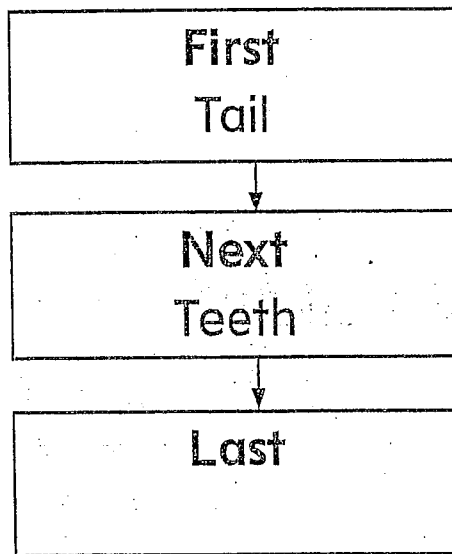
- Ⓐ girl
- Ⓑ grow
- Ⓒ green

Name: \_\_\_\_\_ Date: \_\_\_\_\_

15 The frog swims \_\_\_\_\_.

- Ⓐ away
- Ⓑ any
- Ⓒ ago

16 This chart shows how a tadpole grows.



What goes in the **Last** box?

- Ⓐ Egg
- Ⓑ Fins
- Ⓒ Arms

Read the story "My New Dog." Then answer Numbers 1 to 7.

## My New Dog



Copyright © McGraw-Hill Education

I wanted a pet dog. My mom and dad said that I could have one. We went to the pet shelter. They have stray dogs that need a home. We saw many nice dogs! They were all pretty and cute. It was hard to pick one.


GO ON →





The puppy was so small and soft.  
I wanted to take him home. My mom and  
dad said I could. We called him Joe.

Having a pet is a lot of work. You need to  
give dogs meals and water. You should not  
overfeed them.



So I took Joe outside to play. I tossed a ball across the yard. Joe ran after the ball. I tossed it again and again.

Now, Joe and I play every day. We take a long walk every day, too.

4 Which words tell about the girl's new pet?

- Ⓐ pretty and sad
- Ⓑ small and soft
- Ⓒ old and mean

5 Read this sentence.

He licked my hand.

What is the root word of licked?

- Ⓐ lic
- Ⓑ lick
- Ⓒ like

6 Read this sentence from the story.


They have stray dogs that need a home.

What does stray mean?

- Ⓐ with a pet
- Ⓑ likes to walk
- Ⓒ without a home

Read the story "Birds, Bugs, and Bats."  
Then answer Numbers 8 to 14.

## Birds, Bugs, and Bats



Animals get around in different ways. Many land animals walk, like people. Some land animals slither, like snakes. Water animals, such as fish and frogs, can swim. Birds, bugs, and bats are animals that fly.


GO ON →



Many birds have two homes. They live in one place in the summer. They stay until it gets cold. They fly to a warmer place for the winter. These birds may fly a long, long way to their winter homes.

Copyright © McGraw-Hill Education

GO ON →



## Bats

Bats have wings. They can fly. Bats are not birds, however. They are not insects. Bats are mammals, like dogs, cats, and people. Most bats have fur.

Most bats fly at night. They are looking for food. Bats eat bugs or fruit.

11 What can you find under the heading **Bats**?

- Ⓐ what bats eat
- Ⓑ how birds sleep
- Ⓒ where bugs live

12 What animal belongs in the word category "mammals"?

- Ⓐ cat
- Ⓑ bee
- Ⓒ ladybug

13 Look at the dictionary entry.  
**bright** colorful

Which sentence uses the **SAME** meaning of bright?

- Ⓐ All of the students in this class are bright.
- Ⓑ Some insects have big, bright wings.
- Ⓒ The bright sun is very hot.

Choose the best answer.

20 The cats sit in the \_\_\_\_\_ sun.

Ⓐ would

Ⓑ eight

Ⓒ warm

21 The boys \_\_\_\_\_ at the funny puppy.

Ⓐ laugh

Ⓑ listen

Ⓒ start

22 I \_\_\_\_\_ my sock under the bed.

Ⓐ flew

Ⓑ found

Ⓒ know

23 The baby \_\_\_\_\_ for a long time.

Ⓐ cried

Ⓑ cride

Ⓒ cried

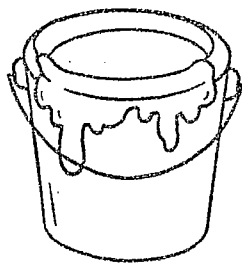
GO ON →



Name: \_\_\_\_\_ Date: \_\_\_\_\_

Choose the word that names the picture.

26




- Ⓐ peel
- Ⓑ pay
- Ⓒ paint

27



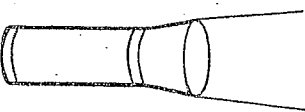
- Ⓐ bee
- Ⓑ bay
- Ⓒ by

28



- Ⓐ got
- Ⓑ goat
- Ⓒ gate

29



- Ⓐ late
- Ⓑ lot
- Ⓒ light

30



- Ⓐ toe
- Ⓑ tea
- Ⓒ tie


Date: \_\_\_\_\_

# Final Draft

24

Read the story "The Little Fish." Then answer Numbers 1 to 6.

## The Little Fish



A long time ago, a little fish lived in a lake. The fish seemed very happy. It swam. It ate. It played. The little fish lived a very good life. It even had many animal friends.

**GO ON →**

Name: \_\_\_\_\_

23

A basket is \_\_\_\_\_ when you pick apples.

- Ⓐ helper
- Ⓑ helpful
- Ⓒ helpless

24

Mom puts a log in the \_\_\_\_\_.

- Ⓐ afternoon
- Ⓑ fireplace
- Ⓒ somewhere

25

Connie is \_\_\_\_\_ to the bus stop.

- Ⓐ walks
- Ⓑ walked
- Ⓒ walking

GO ON →

Unit Assessment • Unit 6



Name: \_\_\_\_\_

Date: \_\_\_\_\_

- ① What does the caption on page 9 tell you?
- Ⓐ You read with your eyes.
  - Ⓑ Do not look at a computer for too long.
  - Ⓒ The eye doctor uses a chart to test your eyes.

- ② Read this sentence from the story.
- They see things near you.

Which word means the OPPOSITE of near?

- Ⓐ far
- Ⓑ close
- Ⓒ important

- ③ Read this sentence from the story.
- You move from place to place with the help of your eyes.


Which word means the SAME as move?

- Ⓐ stop
- Ⓑ play
- Ⓒ go



### Rest Your Eyes

Your eyes can get tired, just like other parts of your body. You should not stare for too long at one thing, such as a computer. Remember to look away every 20 minutes. You can help keep your eyes healthy by giving them a rest.



### Good Foods

Fruits and vegetables are good for you.  
They are also good for your eyes. Eating the  
right foods can help keep your eyes healthy.


GO ON →

Unit Assessment • Unit 6



Read the story "Keeping Your Eyes Healthy." Then answer Numbers 8 to 14.

## Keeping Your Eyes Healthy



Your eyes see many things. They see shapes and colors. They see things near you. They see things far away.

Your eyes are very important. You move from place to place with the help of your eyes. You read with your eyes. It is important to keep your eyes healthy.

Here are some things you can do.

Name: \_\_\_\_\_ Date: \_\_\_\_\_

- ④ Read this sentence from the story.

The sun was a bright, yellow ball.

What does the sentence mean?


- Ⓐ The boys played ball at the picnic.
- Ⓑ The sun was shining brightly.
- Ⓒ The sun was covered by yellow clouds.

- ⑤ Read this sentence from the story.

The fruit was like a rainbow.

What does like a rainbow mean?

- Ⓐ There were many colors of fruit.
- Ⓑ The fruit was tied in a bow.
- Ⓒ All of the fruit was wet.



After lunch, everybody played games. They played catch. The children had a fun water fight. Some of them even played hide-and-seek. Jim and Mike had lots of fun at their picnic, and so did their friends. The boys want to plan another picnic again very soon.



First, they made a list of people to invite to the picnic. They asked their friends and their families.

Next, they picked a spot for the picnic. Some good spots for a picnic are in a park, next to a lake, in a forest, or at a beach. They chose a park. They wanted to have lots of space to eat and play.



## Writing Prompt

Write a story about your favorite animal. It might be a pet. It might be an animal you see in the park or at a zoo. Make sure to tell what the animal is and why you like it.

Use the space below to plan your writing. Then write your story on the lines on page 23.

Name: \_\_\_\_\_ Date: \_\_\_\_\_

23 Which word has a final stable syllable?

- Ⓐ eagle
- Ⓑ flower
- Ⓒ near

24 Jane is \_\_\_\_\_ than Nick.

- Ⓐ tall
- Ⓑ taller
- Ⓒ tallest

25 Two \_\_\_\_\_ walked by.

- Ⓐ mans
- Ⓑ men
- Ⓒ mens

Name: \_\_\_\_\_ Date: \_\_\_\_\_

Ⓔ Look at the picture on page 13.  
The picture shows you \_\_\_\_\_.

- Ⓐ a modern subway
- Ⓑ a beach in New York
- Ⓒ how crowded New York is

Ⓕ Why did the city start to build a subway in 1900?

---

---

---

---






About 30 years later, New York City was even more crowded. Now there were cars and trains. The streets were much worse. Now the city really needed a subway.

The city started to build a subway in 1900. It took four years. It had tracks for new electric trains. More than 50 miles of tracks ran under the city.

The New York City subway opened in 1904. It is still running today.



Copyright © McGraw-Hill Education

Alfred had an idea. He wanted to build a "subway." It would run underground.

First, he made a long tube under a street. This was a hard job. Then he built a wagon on wheels that fit inside the tube. He put a fan at one end.

Name: \_\_\_\_\_ Date: \_\_\_\_\_

Now answer Numbers 7 to 9. Base your answers on the poem "Shapes in the Sky."

7 How does the person in the poem feel about clouds?

- Ⓐ They bring rain.
- Ⓑ They move too fast.
- Ⓒ They are fun to watch.

8 Which words from the poem show alliteration?

- Ⓐ the sky is blue
- Ⓑ ship sailing slowly
- Ⓒ more shapes to find

9 Read this line from the poem.

I watch the sky,  
it's such a nice show,

Which word is a stronger way to say nice?

- Ⓐ pretty
- Ⓑ soft
- Ⓒ many



Now answer Numbers 1 to 6. Base your answers on the story "The Little Fish."

- 1 What is the MAIN problem in the story?
- (A) The little fish cannot swim.
  - (B) The little fish has too many friends.
  - (C) The little fish does not like to swim alone.

- 2 Read this sentence from the story.
- "I went to a big lake nearby and saw a little fish."


Which word is a stronger way to say big?

- (A) huge
- (B) tiny
- (C) good

- 3 Read this sentence from the story.
- One day a duck stopped to see its friend the fish.

What does duck mean in the sentence?

- (A) to get away from
- (B) to bend down
- (C) a water bird



After the duck went away, the fish was very unhappy. Suddenly, it did not like swimming in the lake all alone. "I want a friend to swim with me," the fish thought. "I do not want to be alone." This thought made the little fish so sad that it began to cry.