


SUMMER WORK 2023

(Entering 3rd Grade)

Keep your child up to speed this summer! Students will complete the Summer Math and Reading (Paper Copy Packet). Make sure to turn in the summer packet to your next 3rd grade teacher. Reading books during the summer can also be kept track of through the reading log attached to this packet at Scholastic Reading (Home Base). To work on additional math skills, please have your child log onto Khan Academy for a virtual option. Your teachers will check progress throughout the summer and at the beginning of the next school year.



Please contact the school office (410-668-8797), if you have any questions.

Summer blessings,

Mrs. VanDaniker & Mrs. Theresa

Khan Academy (Math) To login click "Login with Google"	Scholastic Reading (ELA) (Home Base)
Link: https://www.khanacademy.org	Link: https://kids.scholastic.com/kid/homebase/
Username:	No Login is Necessary (Connect as a guest)
Password:	You can access online or download Scholastic's HomeBase App
Class Code: W6YKVDZC	Use the attached book list to get ideas on what to read. Track your reading in the reading log attached to this packet.



SCHOLASTIC READ A PALOOZA SUMMER READING CHALLENGE

AGES 6-8 (BY TITLE, AUTHOR & ILLUSTRATOR)

- *Dog Man: Brawl on the Wild (#6)* =
Dav Pilkey (Author & Illustrator)
- *Mac & Me Spy: Mac Undercover (#1)* =
Mac Barnett (Author) & Mike Lowery (Illustrator)
- *Owl Diaries: Eva and Baby Mo (#10)* =
Rebecca Elliott (Author & Illustrator)
- *Ringside: A Disaster on the Titanic (#9)* =
Kate Messner (Author) & Kelley McMorris (Illustrator)
- *The Sun Is Kind of a Big Deal* =
Nick Seluk (Author & Illustrator)
- *Dragons Eat Noodles on Tuesdays* =
Jon Stahl (Author) & Rachel Bentley (Illustrator)
- *What If You Had a Rex Tooth? And Other Dinosaur Facts* =
Sandra Markle (Author) & Howard McWilliam (Illustrator)
- *Hidden Figures: The True Story of Four Black Women and the Space Race* =
Margot Lee Shetterly (Author) & Laura Freeman (Illustrator)
- *Ordinary People Change the World: I Am Neil Armstrong* =
Brady Meltzer (Author) & Christopher Eliopoulos (Illustrator)
- *Geonimo Stilton: Lost Treasure of the Emerald Isle (#1)* =
Anna Do (Author)
- *Well Do (#1)* =
Anna Do (Author)
- *Fly Guy Presents: Sharks* =
Todd Arnold (Author & Illustrator)
- *Unicorn and Yeti: A Good Team: An Acorn Book (#2)* =
Heather Ayris Bunnell (Author) & Hazel Quintanilla (Illustrator)
- *Press Start! Super Rabbit Boy vs. Super Rabbit Boss! (#4)* =
Thomas Blitham (Author & Illustrator)
- *Mermaids to the Rescue: Lana Swims North! (#2)* =
Lisa Ann Scott (Author & Illustrator)
- *The Blender of Doom: Brute-Cake (#1)* =
Troy Cummings (Author & Illustrator)
- *There Was an Old Lady Who Swallowed a Shark!* =
Judith Colandro (Author) & Jared D. Lee (Illustrator)
- *The Bad Guys in Superback! (#3)* =
Aaron Blabey (Author & Illustrator)
- *Bad Kitty: Kitten Trouble* =
Nick Bruel (Author & Illustrator)
- *Pug Pals: Yay for Vacay! (#2)* =
Rora Ann (Author & Illustrator)
- *A Grubby Book: Hello, Grubby! (#1)* =
Jonathan Fenske (Author & Illustrator)
- *The Astronaut Who Painted the Moon: The True Story of Alan Bean* =
Deen Robbins (Author) & Sean Rubin (Illustrator)
- *Judy Moody and the Right Royal Tea Party* =
Megan McDonald (Author) & Peter H. Reynolds (Illustrator)
- *Blair: American Girl Girl of the Year 2019, Book 1* =
Jennifer Castle (Author) & Judith Moffet (Illustrator)

AGES 9-11 (BY TITLE, AUTHOR & ILLUSTRATOR)

- *The Baby-Sitters Club: Kristy's Big Day (#6)* =
Ann M. Martin (Author) & Gale Galligan (Illustrator)
- *Because of the Rabbit* =
Cynthia Lord (Author)
- *DC Comics: Secret Hero Society: Science Fair Crisis (#1)* =
Derek Fiddels (Author) & Pamela Iovias (Illustrator)
- *A Dog's Porpoise* =
McG. Ross (Author)
- *A Drop of Hope* =
Kathie Calabrese (Author)
- *Front Desk* =
Kelly Yang (Author)
- *I Survived: I Survived the Battle of D-Day, 1944 (#18)* =
Lauren Fajst (Author)
- *Karenella and the Kingdom Beyond: Game of Stars (#2)* =
Sayantani Dasgupta (Author)
- *Let's Own Loud* =
Angela Cervantes (Author)
- *Resistance* =
Jennifer A. Nielson (Author)
- *Star Wars Jedi Academy: Revenge of the Sith (#7)* =
Janet J. Krosoczka & Amy Lonatow (Author) & Janet J. Krosoczka (Illustrator)
- *She Dared: Make Yourself!* (#2) =
Jennille Walsh (Author)
- *With the Might of Angels (Dear America)* =
Andrea Davis Pinkney (Author)
- *Restart* =
Gordon Korman (Author)
- *The Parker Inheritance* =
Varian Johnson (Author)
- *American Girl: Real Stories from My Time in the Marchion Washington* =
Bonnie Bader (Author) & Kelley McMorris (Illustrator)
- *Sarah and the Meaning of Awesome (#1)* =
Sarah Gonzalez & Monica Brown (Author) & Christina Almada (Illustrator)
- *Making Friends* =
Kristen Gidycz (Author & Illustrator)
- *Daddy Hill Squad (#1)* =
Daniel Jose Older (Author)
- *Harry Potter and the Sorcerer's Stone: The Illustrated Edition* =
J.K. Rowling (Author) & Jim Kay (Illustrator)
- *A True Book: Get Ready to Code: Designing a Game* =
Jennifer Hackett (Author)
- *Mr. Wolf's Class (#1)* =
Aron Nels Steinke (Author & Illustrator)
- *Wings of Fire: The Hive Queen (#12)* =
Tui T. Sutherland (Author)
- *Mercy Suarez Changes Gears* =
Meg Medina (Author)



St. Michael – St. Clement School
Office of Tuition Management



June 8, 2023

St. Michael – St. Clement School Families,

The end of the school year and summer break are fast approaching and I wanted to inform you of my availability during the summer months. I will be in the office **Monday – Thursday** from **8:00AM – 1:00PM** and you can reach me at 410-668-8797 ext. 2214. You can also reach me at any time at my email address, dpolsinelli@stmstc.org. Please keep in mind that I need **3 business days** to make any changes to your account. Thank you!

Sincerely,

Denise Polsinelli – Tuition Manager

St. Michael- St. Clement School
2023-2024
Tentative School Calendar

August

Monday, 8/21	Teachers are on duty
Tuesday, 8/22	6:00 Pre-K and Kindergarten parent meeting
Wednesday, 8/23	Sneak a Peek at your seat/ social 3:00PM-7:00PM
Thursday, 8/24	AOB Convocation
	School Board Meeting 6:30
Monday, 8/28	K-8 students first day/ 12:00 Dismissal (K-8th)
Tuesday, 8/29	12:00 Dismissal (K-8th)
Wednesday, 8/30	Full Day (1-8)/12:00 Dismissal (K)
Thursday, 8/31	Full Day (1-8)/12:00 Dismissal (Pre-K and K)

September

Friday, 9/1	Full Day (1-8)/12:00 Dismissal (Pre-K and K)
Monday, 9/4	Labor Day – No School
Tuesday, 9/5	Full day for all grades
Thursday, 9/7	Blessing of School for first School Mass 9:00AM
Thursday, 9/14	School Mass 9:00AM
Thursday, 9/21	School Mass 9:00AM
Friday, 9/29	School Mass 9:00AM
	Feast of St. Michael the Archangel/ 12:00 Dismissal for all grades

October

	STM-STC Food Pantry Drive begins
Thursday, 10/5	School Mass 9:00AM
Friday, 10/6	Professional Development Day/ No School
Thursday, 10/12	School Mass 9:00AM
Monday, 10/16	Faculty Retreat/ No School
Tuesday, 10/17	Winter Uniforms Begin
Wednesday, 10/18	School Board Meeting 6:30PM
Thursday, 10/19	School Mass 9:00AM
Thursday, 10/26	School Mass 9:00AM
Saturday, 10/28	Trunk or Treat 6:00PM-8:00PM

November

Wednesday, 11/1	STMSTC Food pantry drive ends
Wednesday, 11/1	All Saints Day School Mass 9:00AM
Thursday, 11/9	School Mass 9:00AM
Friday, 11/10	Christmas Bazaar
Saturday, 11/11	Christmas Bazaar
Monday, 11/13	12:00 Dismissal for all grades
Thursday, 11/16	School Mass 9:00AM

Wednesday, 11/22	Grandparents Day/12:00 Dismissal for all grades
Thursday, 11/23	No School – Thanksgiving Break
Friday, 11/24	No School – Thanksgiving Break
Thursday, 11/30	School Mass 9:00AM

December

Wednesday, 12/6	School Board Meeting 6:30PM
Friday, 12/8	School Mass 9:00AM Feast of the Immaculate Conception
Saturday, 12/9	HSA Breakfast with Santa/ Craft Show
Thursday, 12/14	School Mass 9:00AM
Friday, 12/15	Living Nativity
12/16-1/2	No School – Christmas Break

January

Tuesday, 1/2	School reopens
Thursday, 1/4	School Mass 9:00AM
Thursday, 1/11	School Mass 9:00AM
Friday, 1/12	12:00 Dismissal for all grades
Monday, 1/15	No School – Martin Luther King's Birthday
Wednesday, 1/17	School Board Meeting 6:30PM
Thursday, 1/18	School Mass 9:00AM
Thursday, 1/25	School Mass 9:00AM
Monday, 1/29	School Mass for Catholic Schools Week 9:00AM
1/28 - 2/3	Catholic Schools Week
Wednesday, 1/31	Parent Visitation Day (All Grades)

February

Friday, 2/2	12:00 Dismissal/ Teacher Appreciation Day
Thursday, 2/8	School Mass 9:00AM
Tuesday, 2/13	Fat Tuesday/Student Dance-a-thon
Wednesday, 2/14	School Mass 9:00AM / Ash Wednesday/ Student Retreat
Friday, 2/16	Professional Development Day/
Monday, 2/19	No School – President's Day
Thursday, 2/22	School Mass 9:00AM
Thursday, 2/29	School Mass 9:00AM

March

Friday, 3/1	No School/ Professional Development Day
Thursday, 3/7	School Mass 9:00AM
Friday, 3/8	12:00 Dismissal for all grades
Friday, 3/15	School Mass 9:00AM
	Feast of St. Clement Mary Hofbauer/ 12:00 Dismissal
Wednesday, 3/20	School Board Meeting 6:30PM
Thursday, 3/21	School Mass 9:00AM
Sunday, 3/24	Palm Sunday

Thursday, 3/28	Holy Thursday/ 12:00 Dismissal
Friday, 3/29	Good Friday/ No School – Easter Break
Sunday, 3/31	Easter Sunday

3-29-4-7	No School – Easter Break
-----------------	---------------------------------

April

Monday, 4/8	School reopens/ Spring uniforms begin
Thursday, 4/11	School Mass 9:00AM
Thursday, 4/18	School Mass 9:00AM
Thursday, 4/25	School Mass 9:00AM

May

Thursday, 5/2	School Mass 9:00AM
Wednesday, 5/8	School Board Meeting 6:30PM
Thursday, 5/9	School Mass 9:00AM/May Crowning
Thursday, 5/16	School Mass 9:00AM
Thursday, 5/23	School Mass 9:00AM
Friday, 5/24	Field Day/12:00 dismissal
Monday, 5/27	No School – Memorial Day
Thursday, 5/30	School Mass 9:00AM
Friday, 5/31	PreK3 and PreK4 Farewells

June

Monday, 6/3	Kindergarten Farewell
	8 th grade Practice/ Awards Assembly 11:30AM
Tuesday, 6/4	8 th Grade Graduation 10:00AM
Wednesday, 6/5	12:00 dismissal/ 1st-7th
Thursday, 6/6	Last Day of school for students 1st-7th/ 12:00 dismissal
Friday, 6/7	Last day faculty

BACK TO SCHOOL



4. Tan Suede Buck




5. Black Nu Buck
5B. Brown Nu Buck



6. Brown Leather
7. Black Leather



8. Black & White Saddle



11. Athletic



12. Black Leather



15. Brown Jungle Moc
15B. Black Leather Jungle Moc



17. Sperry Bluefish
17B. Sperry Koifish



18. Sperry A/O
(Authentic Original)



19. Sperry Billfish



20. Sperry Gamefish



21. Sperry Cup

SCHOOL ISSUE

NEW BALANCE

SPERRY

MERRELL

\$5⁰⁰ Off

Take \$5.00 Off All Shoes In Stock*

*Not good with any other offer. Offer expires September 30, 2023.
Styles vary by location.

Van Dyke & Bacon

WHITE MARSH

YORK ROAD

ELLCOTT CITY

TIMONIUM SQUARE

5350 CAMPBELL BLVD.

5919 YORK ROAD

RT. 40 ST. JOHN'S PLAZA

2135 YORK ROAD

410-933-6633

410-433-1100

410-750-2737

410-666-0162

VDBshoes.com



ST. MICHAEL - ST. CLEMENT SCHOOL

2023-2024 Supply List

Grade 3

Item	Amount	Comment
#2 Lead Pencils	16	
Crayons	12 pack	
Colored Pencils	24 pack	
Scissors	1	Pointed Scissors
School Glue	3	2 stick and 1 bottle
Erasers	2	Individual Pink Eraser
Pocket Folder	3	Without Prongs (Any Color)
Pencil Case	1	No boxes
Boxes of Tissues	3	
Roll of Paper Towels	3	
Sandwich Ziploc Bags	1	
Gallon Ziploc Bags	1	
Clorox Wipes	3	
Composition Marble Books	3	
Ear buds or Headset	1	Ear buds or Headset with Microphone Standard USB Port
Hand Sanitizer	1	
Dry Erase Markers	1 pack	
Hand Wipes	1 pack	Baby Wipes

Name: _____


What is a noun?

Nouns are all around us every day!

A noun can be a person, like



boy




or girl.

A noun can be a place, like



home



or school.

A noun can be a thing, like




book or



cup.

A noun can be an idea, like



love

or



fear.

Circle the nouns below and cross out the words that are not nouns:

- | | | | | | |
|-----------|------------|-----------|----------|-----------|----------|
| 1. chair | sing | car | shoe | store | chew |
| 2. write | television | classroom | run | happiness | pencil |
| 3. crayon | eat | dog | ball | cafeteria | sandwich |
| 4. learn | teacher | office | student | nurse | talk |
| 5. lunch | friend | table | backpack | sit | video |


Parts of Speech: Nouns

Grade 2 Nouns Worksheet

Nouns are a person, a place or a thing.

Circle the nouns in each sentence.

The firemen rescued the cat from the tree.



My friends and I are going to the movies.

My friend likes to read books about fairies.

Mom and dad are going out for dinner.

Our teacher gave us homework.

My sock has a hole in it.



The book has a blue cover.

Common and proper nouns


Grade 2 Nouns Worksheet


Underline proper nouns and double underline nouns.

Proper nouns are names for a particular person, place or thing:

*Mrs. Phillips,
Buckingham Palace*

- 1) Mr. Brown walked his dog down the street.
- 2) Before crossing Main Street, look both ways.
- 3) Tanner is younger than his brother.
- 4) Mrs. Smith teaches students how to read.
- 5) My dad took us to the restaurant.
- 6) After dinner, we will go to Centennial Park.
- 7) I like the food at Maroni's.
- 8) The team will play in the Grand Stadium!
- 9) The train will stop at Union Station.
- 10) Mr. McCready visits his mother every week.





Name: _____

Review: Nouns

Nouns, Common/Proper, Regular Plurals

Remember that a noun can be a person, place, thing, or idea. Circle the nouns in each sentence.

1. The little girl played with her dolls in front of her house.
2. The students worked on their homework at their desks.
3. While on a walk, the man found a lost wallet on the ground.
4. Helen and Sam went to visit the museum with their mom.
5. Freedom is important to the people in our country.

Remember that proper nouns are the names of specific people, places, things, or ideas. They are capitalized. Common nouns are general and do not name something or someone specific. They are not capitalized unless they are the first word in a sentence.

Tell whether each noun is common or proper.


1. Parkview Elementary School _____
2. book _____
3. girl _____
4. Charlotte's Web _____
5. school _____
6. Samantha Willis _____

Remember that to form the plural of regular nouns, just add "s" at the end of the word. Write the plural of each word.

1. table _____
2. backpack _____
3. notebook _____
4. computer _____
5. playground _____

Identifying verbs

Grade 2 Verbs Worksheet




Verbs are
"doing"
words.

Circle the verbs in these sentences:

1. I need a pencil to write a letter.
2. Dan asked for a ham sandwich for lunch.
3. The leaves fell from the trees.
4. We can feel the hot sun on our backs.
5. My dog sat still while waiting for a treat.
6. Steve works hard making a go cart.
7. The baker cut the cake into six pieces.
8. Mary picked a purple notebook.
9. I like to catch fish for dinner.
10. Our soccer team won the game.

Write a sentence and circle the verbs.



Using Pronouns

Grade 2 Pronouns Worksheet

Pronouns are words that take the place of a noun.

Common pronouns include: *I, you, he, she, it, we, they, you, him, her, them, us*

Rewrite each sentence. Change the underlined word(s) to a pronoun.

My family likes to go to the zoo.

This chocolate cake is delicious.

Amy likes to curl up on the sofa and read books.

I drew a picture for my mother.

Cows like to eat grass.

Did dad wash the car?

The pile of clothes on the floor belong to Ben.

Select adjectives

Grade 2 Adjectives Worksheet


Adjectives describe a person, place or thing.

For example: the green grass is growing. The word green is an adjective.

Circle the adjective or adjectives in each sentence.

Amy threw the yellow ball for her dog to fetch.

Children are playing in the fun park.



How many hard candies do you have?

Sue likes to write in her private journal.

My lovely sister lives in London.



The quick hamster scampered across the floor.

The enormous elephant loves peanuts.

Correcting Mistakes in Sentences

Each of the sentences below have mistakes in them. There may be spelling, punctuation, capitalization, or grammar errors. Rewrite each sentence so that it is correct.

1. If Janie calls tonite, tell them I'm not home.
2. Not for the world woud I go to the top of the Brooklyn bridge.
3. He run quick to secon base.
4. Noone wanted too be with he at luch.
5. The horse had jump over the streem when the wolve catched it.
6. Chilren should listen to her parents like his sister done.
7. Its not importent what people looks like, its how he acts.
8. Lance's parents decided that he could go but he could only stay an hour.

Name: _____

First Airplane Trip

by Sara Matson

Jake is going on a trip. He and Mom take a taxi to the airport.

"It's my first plane trip," he tells the taxi driver.

"That's great!" the taxi driver says.

Jake rolls his suitcase onto the plane.



"It's my first plane trip," he tells the pilot.

"Welcome aboard," the pilot says.

Jake finds his seat and buckles his seatbelt. The plane's engines rumble and roar. Jake opens his backpack and pulls out Panda.

"It's my first plane trip," he whispers. He holds Panda's paw.

The plane moves faster and faster. Then—Whoosh! On the ground, cars and houses look like toys.

Jake smiles. "Guess what, Panda?" he says. "Flying is fun!"


combed special haircut
patient scissors mirror

Please Wait

Today was the first day of school, and my friend Jody had a new haircut. It looked so cool.

When I got home, I asked my mom for a haircut, and I told her exactly how I wanted it. I asked her, very politely, "Could you please do it today?"

Sadly, she was busy. She told me that it takes a long time to cut hair. "First, you have to take a bath so that your hair is wet. Then, you have to brush it out really well," she said. My face dropped as my mom continued. "Finally, when you cut, you have to use special scissors, and cut very gently so that everything is even..." Her voice trailed off.



Story #2

I looked in the mirror again and paused. Mom's comment that "you can't glue it back on again" made me worry a little. I decided to cut off just a little hair.

Snip. Snip. Snip. I watched some hair float to the floor. I looked in the mirror, and one side was shorter than the other.

Snip. Snip. Snip. I looked again, but now the other side was shorter!

Snip. Snip. Snip. It was still wrong.

Snip. Snip. Snip. I kept trying to fix things, but the more I cut, the more lopsided and crooked my hair became. I started to cry.

Mom walked in. She looked at my new haircut. She shook her head and didn't say anything. I don't like it when she doesn't say anything.



Please Wait (exercises)

1. Choose the correct answer.

Why did the girl want to cut her hair?

- a. She was bored with her hair.
- b. Her best friend got a new haircut that she liked.
- c. She didn't want hair anymore.
- d. She wanted to annoy her mom.

Why did the girl's mom ask her to wait?

- a. She did not want to cut her daughter's hair.
- b. She was not in the mood.
- c. She was busy.
- d. She wanted her daughter to cut her own hair.


What lesson did the girl learn at the end of the story?

- a. Do not steal.
- b. Be kind to others.
- c. Be respectful toward your parents.
- d. Be patient.

substitute sighed scary
muscles tattoo scars

Second-Grade Substitute

Josh waved to his mom, sat down, sighed, and looked out the window. He checked his watch. He would be at school in about ten minutes. His stomach was full of butterflies.



The bus stopped, and five more students got on. Maddox sat down next him and gave him a nervous look and a half-smile.

"Are you ready?" he asked him.

Josh shrugged his shoulders. Their teacher, Mrs. Whitman, was gone for the day, and they were having a substitute.

story #3

Josh and Maddox headed up the second-grade hallway. They were walking a little more slowly than normal. Josh noticed that Mrs. Whitman wasn't standing at the classroom door like she usually was. He sighed again, put his head down and walked into the classroom.



He looked around the room for their substitute teacher. He didn't see the big, scary man anywhere. Puzzled, he said to Maddox, "I don't see him. Do you?"

Maddox pointed, and Josh's eyes followed the direction of his finger. He spotted their substitute in the reading area with several students.

Maddox and Josh instantly felt better and smiled. Mr. Stafford didn't have huge muscles or scars. He didn't have tattoos all over him, and his eyes and teeth were normal. He didn't look scary at all.

Second-Grade Substitute (exercises)

1. Choose the correct answers.

How is Josh feeling at the beginning of the story?

- a. angry
- b. nervous
- c. excited
- d. brave

What is another word for *piercing* in the story?

- a. pointy
- b. intense
- c. sad
- d. large

What does the teacher wear?


- a. a red necktie
- b. black boots
- c. a leather jacket
- d. a green cardigan

patient scowled interrupted
bait osprey airplane

Fishing for Memories

On a warm summer day, Joan was going fishing with her grandmother. They climbed into a small boat and rowed out onto the water. Joan studied the waves all around her, looking for a giant fish to catch.

"You have to be patient when you go fishing," Joan's grandmother cautioned. "Can you be patient, Joan?"



"I'm going to catch all the fish in this pond," responded Joan confidently. "There won't be a single one left, Grandma."

Joan's grandmother smiled, shook her head and handed Joan a fishing rod. Joan quickly cast her line into the water.

Story #4


Her grandmother had been watching Joan. Now, she pointed to the sky and said, "Do you see the bird flying up there? That bird is an osprey," her grandmother said. "Ospreys catch fish, too."

Joan watched as the osprey flew in a big circle and then suddenly swooped down to pluck a fish from the water. Joan and her grandmother spoke about how it would feel to fly like a bird.

Then, they talked about the first time her grandmother flew in an airplane, a long time ago. She was about Joan's age at that time and was going to school, just like Joan was now.

Joan and her grandma spoke about Joan's school, and what Grandma's school was like.

In some ways, their schools were different, but in some ways, they were the same. Boys were naughty then, too! Joan and her grandmother laughed at the stories they shared.



2. Write 1, 2, 3 and 4 to put the story events in order.

_____ Joan's grandmother pointed out an osprey in the sky.

_____ Joan put a turkey sandwich on the hook of her fishing line.

_____ Joan caught a fish.

_____ They rowed their boat out onto the pond.

3. Answer in sentences.

- a. At the start of the story, what did Joan think was the most important thing about going fishing?

Adding 2-digit numbers in columns (no regrouping)

Grade 2 Addition Worksheet

Find the sum.

$$\begin{array}{r} 1) \quad 61 \\ + 24 \\ \hline \\ \hline \end{array}$$

$$\begin{array}{r} 2) \quad 41 \\ + 42 \\ \hline \\ \hline \end{array}$$

$$\begin{array}{r} 3) \quad 31 \\ + 23 \\ \hline \\ \hline \end{array}$$

$$\begin{array}{r} 4) \quad 1 \\ + 53 \\ \hline \\ \hline \end{array}$$

$$\begin{array}{r} 5) \quad 6 \\ + 90 \\ \hline \\ \hline \end{array}$$

$$\begin{array}{r} 6) \quad 83 \\ + 13 \\ \hline \\ \hline \end{array}$$

$$\begin{array}{r} 7) \quad 70 \\ + 23 \\ \hline \\ \hline \end{array}$$

$$\begin{array}{r} 8) \quad 61 \\ + 12 \\ \hline \\ \hline \end{array}$$

$$\begin{array}{r} 9) \quad 77 \\ + 10 \\ \hline \\ \hline \end{array}$$

$$\begin{array}{r} 10) \quad 7 \\ + 71 \\ \hline \\ \hline \end{array}$$

$$\begin{array}{r} 11) \quad 70 \\ + 6 \\ \hline \\ \hline \end{array}$$

$$\begin{array}{r} 12) \quad 81 \\ + 15 \\ \hline \\ \hline \end{array}$$

$$\begin{array}{r} 13) \quad 23 \\ + 61 \\ \hline \\ \hline \end{array}$$

$$\begin{array}{r} 14) \quad 42 \\ + 6 \\ \hline \\ \hline \end{array}$$

$$\begin{array}{r} 15) \quad 25 \\ + 33 \\ \hline \\ \hline \end{array}$$

$$\begin{array}{r} 16) \quad 18 \\ + 30 \\ \hline \\ \hline \end{array}$$

$$\begin{array}{r} 17) \quad 68 \\ + 1 \\ \hline \\ \hline \end{array}$$

$$\begin{array}{r} 18) \quad 82 \\ + 12 \\ \hline \\ \hline \end{array}$$

$$\begin{array}{r} 19) \quad 48 \\ + 20 \\ \hline \\ \hline \end{array}$$

$$\begin{array}{r} 20) \quad 24 \\ + 54 \\ \hline \\ \hline \end{array}$$

Adding 2-digit numbers in columns (no regrouping)

Grade 2 Addition Worksheet

Find the sum.

$$\begin{array}{r} 1) \quad 42 \\ + 43 \\ \hline \end{array}$$

$$\begin{array}{r} 2) \quad 40 \\ + 14 \\ \hline \end{array}$$

$$\begin{array}{r} 3) \quad 75 \\ + 10 \\ \hline \end{array}$$

$$\begin{array}{r} 4) \quad 79 \\ + 10 \\ \hline \end{array}$$

$$\begin{array}{r} 5) \quad 37 \\ + 60 \\ \hline \end{array}$$

$$\begin{array}{r} 6) \quad 24 \\ + 74 \\ \hline \end{array}$$

$$\begin{array}{r} 7) \quad 27 \\ + 31 \\ \hline \end{array}$$

$$\begin{array}{r} 8) \quad 31 \\ + 21 \\ \hline \end{array}$$

$$\begin{array}{r} 9) \quad 83 \\ + 12 \\ \hline \end{array}$$

$$\begin{array}{r} 10) \quad 23 \\ + 55 \\ \hline \end{array}$$

$$\begin{array}{r} 11) \quad 76 \\ + 10 \\ \hline \end{array}$$

$$\begin{array}{r} 12) \quad 23 \\ + 60 \\ \hline \end{array}$$

$$\begin{array}{r} 13) \quad 4 \\ + 25 \\ \hline \end{array}$$

$$\begin{array}{r} 14) \quad 21 \\ + 65 \\ \hline \end{array}$$

$$\begin{array}{r} 15) \quad 23 \\ + 54 \\ \hline \end{array}$$

$$\begin{array}{r} 16) \quad 54 \\ + 34 \\ \hline \end{array}$$

$$\begin{array}{r} 17) \quad 32 \\ + 13 \\ \hline \end{array}$$

$$\begin{array}{r} 18) \quad 65 \\ + 20 \\ \hline \end{array}$$

$$\begin{array}{r} 19) \quad 50 \\ + 36 \\ \hline \end{array}$$

$$\begin{array}{r} 20) \quad 72 \\ + 21 \\ \hline \end{array}$$



Subtracting 2-digit numbers, no regrouping

Grade 2 Subtraction Worksheet

Find the difference.

$$\begin{array}{r} 1. \quad 72 \\ - 52 \\ \hline \\ \hline \end{array}$$

$$\begin{array}{r} 2. \quad 81 \\ - 10 \\ \hline \\ \hline \end{array}$$

$$\begin{array}{r} 3. \quad 43 \\ - 32 \\ \hline \\ \hline \end{array}$$

$$\begin{array}{r} 4. \quad 85 \\ - 11 \\ \hline \\ \hline \end{array}$$

$$\begin{array}{r} 5. \quad 56 \\ - 46 \\ \hline \\ \hline \end{array}$$

$$\begin{array}{r} 6. \quad 20 \\ - 10 \\ \hline \\ \hline \end{array}$$

$$\begin{array}{r} 7. \quad 63 \\ - 51 \\ \hline \\ \hline \end{array}$$

$$\begin{array}{r} 8. \quad 96 \\ - 31 \\ \hline \\ \hline \end{array}$$

$$\begin{array}{r} 9. \quad 35 \\ - 15 \\ \hline \\ \hline \end{array}$$

$$\begin{array}{r} 10. \quad 41 \\ - 31 \\ \hline \\ \hline \end{array}$$

$$\begin{array}{r} 11. \quad 41 \\ - 0 \\ \hline \\ \hline \end{array}$$

$$\begin{array}{r} 12. \quad 83 \\ - 73 \\ \hline \\ \hline \end{array}$$

$$\begin{array}{r} 13. \quad 41 \\ - 30 \\ \hline \\ \hline \end{array}$$

$$\begin{array}{r} 14. \quad 32 \\ - 20 \\ \hline \\ \hline \end{array}$$

$$\begin{array}{r} 15. \quad 89 \\ - 9 \\ \hline \\ \hline \end{array}$$



Subtracting 3-digit numbers, no regrouping

Grade 2 Subtraction Worksheet

Find the difference.

$$\begin{array}{r} 1. \quad 769 \\ - 601 \\ \hline \\ \hline \end{array}$$

$$\begin{array}{r} 2. \quad 603 \\ - 103 \\ \hline \\ \hline \end{array}$$

$$\begin{array}{r} 3. \quad 222 \\ - 102 \\ \hline \\ \hline \end{array}$$

$$\begin{array}{r} 4. \quad 459 \\ - 319 \\ \hline \\ \hline \end{array}$$

$$\begin{array}{r} 5. \quad 722 \\ - 521 \\ \hline \\ \hline \end{array}$$

$$\begin{array}{r} 6. \quad 694 \\ - 331 \\ \hline \\ \hline \end{array}$$

$$\begin{array}{r} 7. \quad 951 \\ - 151 \\ \hline \\ \hline \end{array}$$

$$\begin{array}{r} 8. \quad 878 \\ - 614 \\ \hline \\ \hline \end{array}$$

$$\begin{array}{r} 9. \quad 260 \\ - 130 \\ \hline \\ \hline \end{array}$$

$$\begin{array}{r} 10. \quad 493 \\ - 340 \\ \hline \\ \hline \end{array}$$

$$\begin{array}{r} 11. \quad 987 \\ - 580 \\ \hline \\ \hline \end{array}$$

$$\begin{array}{r} 12. \quad 526 \\ - 426 \\ \hline \\ \hline \end{array}$$

$$\begin{array}{r} 13. \quad 509 \\ - 301 \\ \hline \\ \hline \end{array}$$

$$\begin{array}{r} 14. \quad 532 \\ - 331 \\ \hline \\ \hline \end{array}$$

$$\begin{array}{r} 15. \quad 215 \\ - 115 \\ \hline \\ \hline \end{array}$$

Subtracting 3-digit numbers, no regrouping

Grade 2 Subtraction Worksheet

Find the difference.

$$\begin{array}{r} 1. \quad 514 \\ - 303 \\ \hline \\ \hline \end{array}$$

$$\begin{array}{r} 2. \quad 663 \\ - 111 \\ \hline \\ \hline \end{array}$$

$$\begin{array}{r} 3. \quad 472 \\ - 242 \\ \hline \\ \hline \end{array}$$

$$\begin{array}{r} 4. \quad 796 \\ - 143 \\ \hline \\ \hline \end{array}$$

$$\begin{array}{r} 5. \quad 451 \\ - 150 \\ \hline \\ \hline \end{array}$$

$$\begin{array}{r} 6. \quad 534 \\ - 314 \\ \hline \\ \hline \end{array}$$

$$\begin{array}{r} 7. \quad 343 \\ - 222 \\ \hline \\ \hline \end{array}$$

$$\begin{array}{r} 8. \quad 854 \\ - 312 \\ \hline \\ \hline \end{array}$$

$$\begin{array}{r} 9. \quad 756 \\ - 433 \\ \hline \\ \hline \end{array}$$

$$\begin{array}{r} 10. \quad 636 \\ - 115 \\ \hline \\ \hline \end{array}$$

$$\begin{array}{r} 11. \quad 764 \\ - 362 \\ \hline \\ \hline \end{array}$$

$$\begin{array}{r} 12. \quad 588 \\ - 245 \\ \hline \\ \hline \end{array}$$

$$\begin{array}{r} 13. \quad 783 \\ - 120 \\ \hline \\ \hline \end{array}$$

$$\begin{array}{r} 14. \quad 271 \\ - 140 \\ \hline \\ \hline \end{array}$$

$$\begin{array}{r} 15. \quad 649 \\ - 534 \\ \hline \\ \hline \end{array}$$

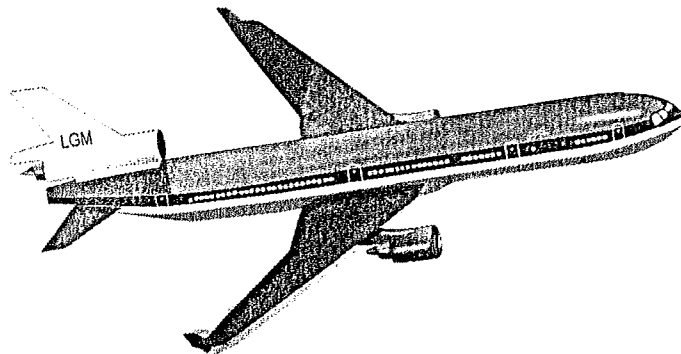
Addition

Grade 2 Word Problems Worksheet

Read and answer each question.

A plane is boarding and getting ready to take off.

1. There are 6 passengers in first class, 11 passengers in the business class and 80 passengers in the economy class. How many passengers are on the plane?
2. There are 4 rows of seats in each of first class and business class and there are 32 rows of seats in economy class. How many rows of seats are there on the plane?
3. There are three compartments for luggage and each compartment has a capacity of 25 pieces of luggage. The first two compartments are full up and the last one contains 8 pieces of luggage. How many pieces of luggage are there?
4. The catering staff prepared 50 trays of standard meals, 14 trays of vegetarian meals and 7 trays of kids' meals. How many trays of meals were prepared?
5. The flight attendant fills the catering cart with 67 cans of soda, 25 cans of juice and 15 boxes of cookies. How many cans of drinks are there?
6. Write the addition sentence that fits this: "There are 3 flight attendants serving the first class and business class and 6 flight attendants serving the economy class. There are 9 flight attendants working on the flight."




Subtraction

Grade 2 Word Problems Worksheet

Read and answer each question.

There was a small café at the corner of two streets and they served coffee and light snacks during the afternoons.

1. There were 80 mugs for hot drinks and 60 glasses for cold drinks. One day, a waiter dropped a tray of dishes and broke 15 mugs and 6 glasses. How many glasses were left?
2. The manager ordered 30 new mugs and 15 new glasses. But 6 mugs were chipped, and 5 mugs came in with the wrong color. So, the manager returned the broken mugs and wrong mugs. How many new mugs were there?
3. There were 39 boxes of tuna fish sandwiches. There were 5 boxes less of the egg salad sandwiches. If 6 boxes of the egg salad sandwiches turned bad, how many boxes of egg salad were left?
4. 48 brownies were in the fridge. When the café was closed, only 9 brownies were left. How many brownies were sold?
5. A waitress was pushing a cart with 18 cups of hot coffee and 13 glasses of iced coffee. She served 5 cups of hot coffee and spilled 2 glasses of iced coffee. How many cups of hot coffee were left on the cart?
6. Write the subtraction sentence that fits this: "There were 15 tables in the café and 13 tables were taken, leaving 2 empty tables."

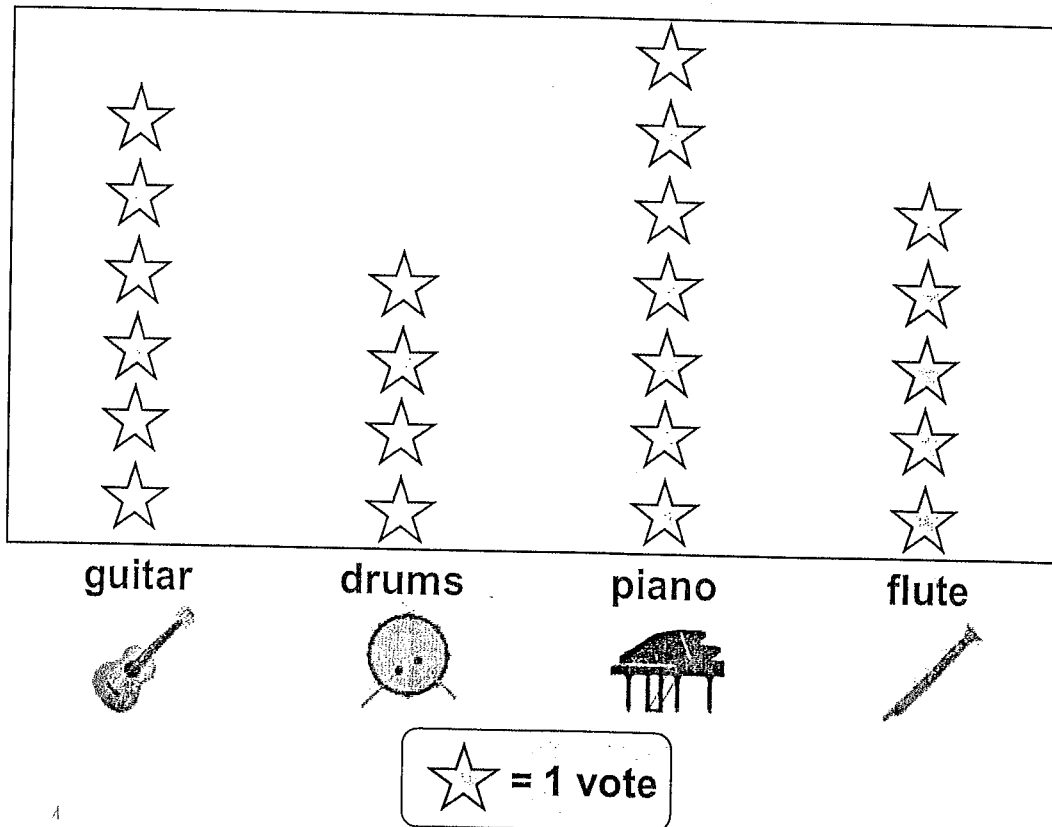


Musical instrument pictograph

Data and Graphing Worksheet

A group of kids voted for their favorite musical instrument.

Numbers of votes



1. Which instrument got the most votes?

2. Which instrument got five votes?

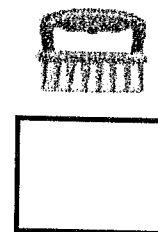



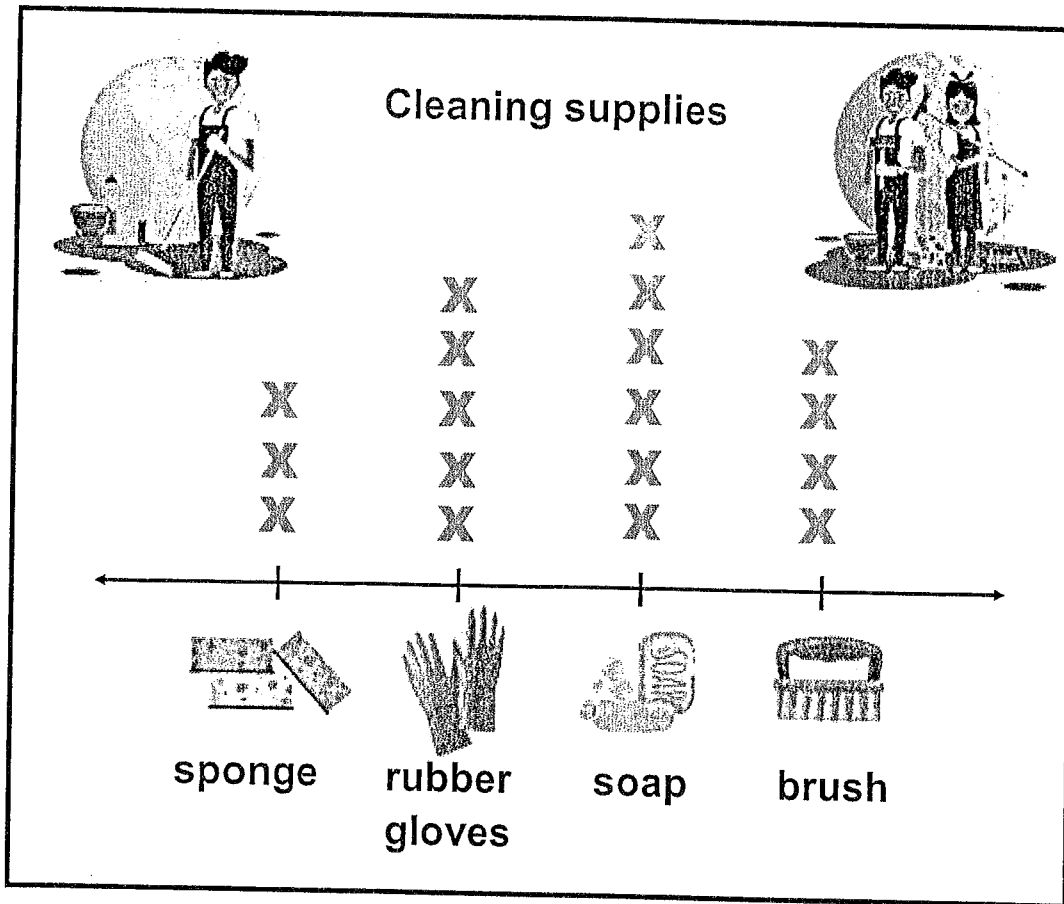
3. How many more votes did the guitar have than the drums?

4. How many votes did the piano and flute have together?

Cleaning supplies line plot

Data and Graphing Worksheet

The line plot shows the number of cleaning supplies in the house.
Write the number of each item inside the box.



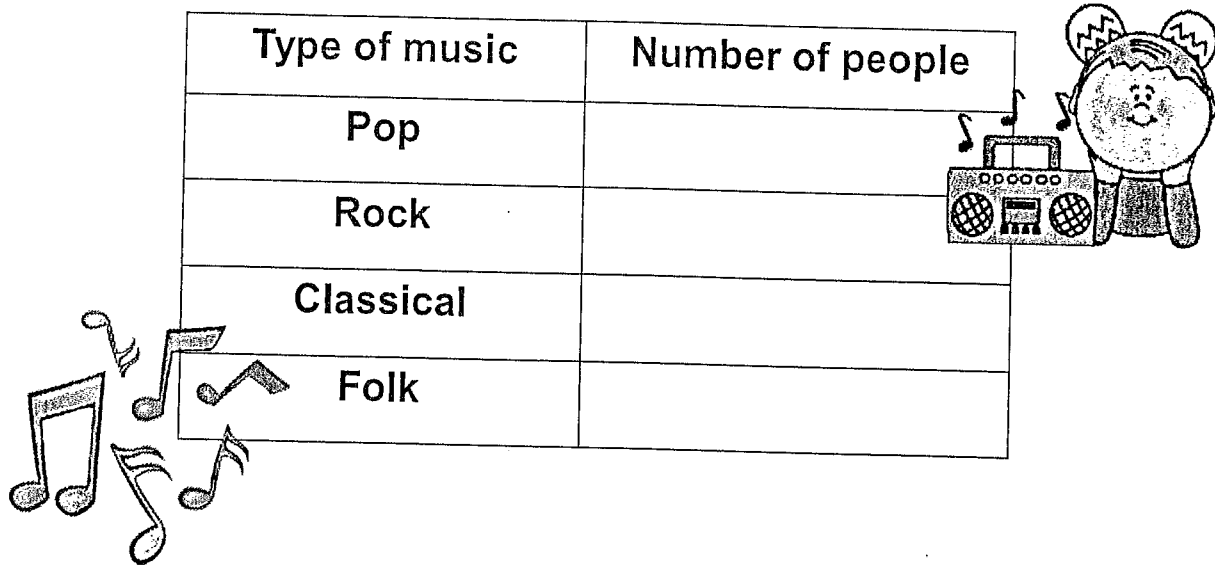
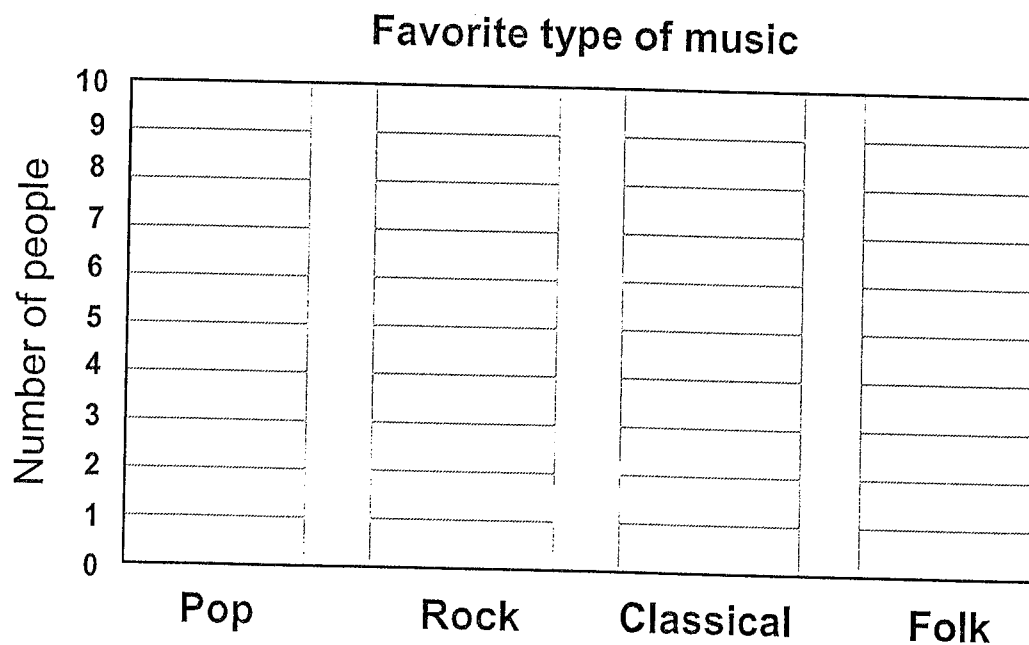
Collecting data: Favorite music

Data and Graphing Worksheet

Ask people about their favorite types of music.

Record the data you collect and make a bar graph.




Type of music	Number of people
Pop	
Rock	
Classical	
Folk	

Measure lengths in inches and centimeters

Grade 2 Measurement Worksheet

Measure the height of each picture below in both inches and centimeters.



Height (round to the nearest inch or centimeter)		
Paper cup	Coffee Cup	Glass
_____ inches	_____ inches	_____ inches
_____ centimeters	_____ centimeters	_____ centimeters

Date _____

- EUREKA
MATH™**

engage^{ny}

3. Draw a line that is 6 cm long and another line below it that is 15 cm long.
Label the 6 cm line *C* and the 15 cm line *D*.

a. Line *C*

_____ paper clips

Line *D*

_____ paper clips

b. Line *D* is about _____ cm longer than Line *C*.

c. Line *C* is about _____ paper clips shorter than Line *D*.

d. Lines *C* and *D* together are about _____ paper clips long.

e. Lines *C* and *D* together are about _____ centimeters long.

4. Christina measured Line *F* with quarters and Line *G* with pennies.

Line *F*



Line *G*



Line *F* is about 6 quarters long. Line *G* is about 8 pennies long. Christina said Line *G* is longer because 8 is a bigger number than 6.


Explain why Christina is incorrect.

Telling time - quarter hours


Grade 2 Time Worksheet

Write the time below each clock.


1.




2.




3.



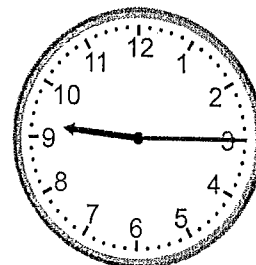
4.




5.




6.



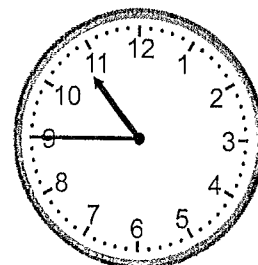
7.



8.



9.

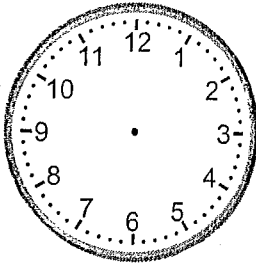


Telling time - half hours (draw the clock)

Grade 2 Time Worksheet

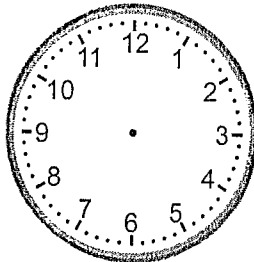
Draw the time shown on each clock.

1.



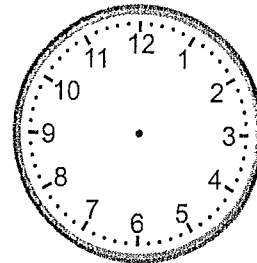
2:30

2.



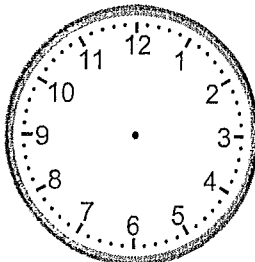
10:00

3.



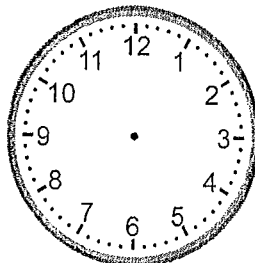
6:30

4.



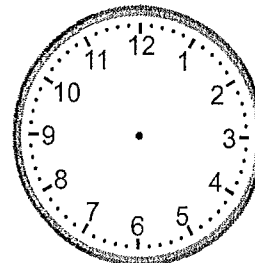
5:30

5.



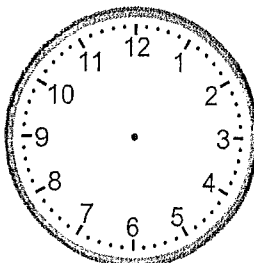
11:00

6.



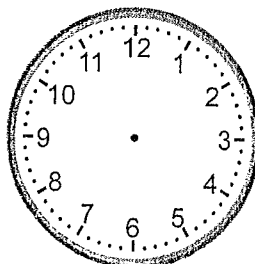
8:00

7.



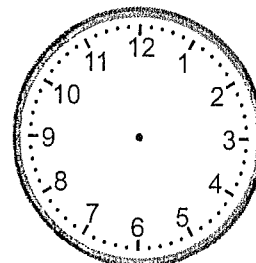
7:00

8.



4:30

9.




12:30

Telling time - 5 minute intervals

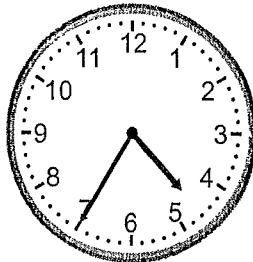
Grade 2 Time Worksheet

Write the time below each clock.


1.




2.




3.




4.




5.




6.




7.



8.



9.




Telling time - 1 minute intervals


Grade 2 Time Worksheet

Write the time below each clock.


1.




2.




3.




4.




5.




6.




7.



8.



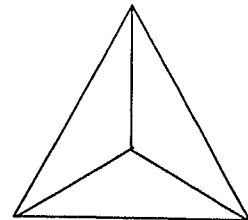
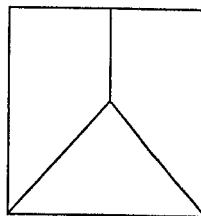
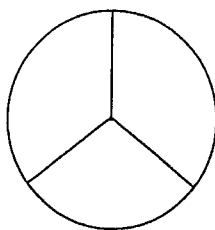
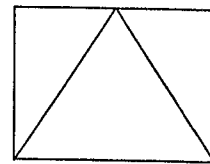
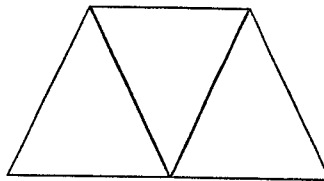
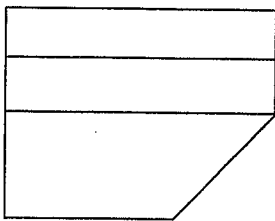
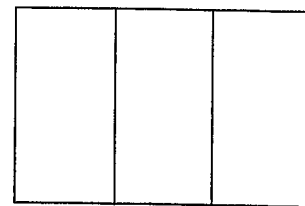
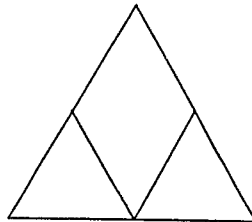
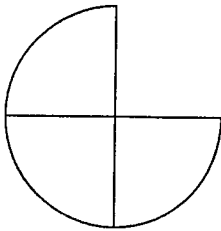
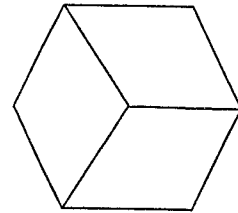

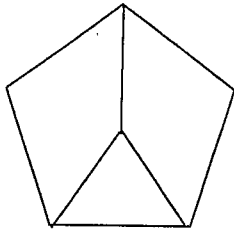
9.



Identify thirds

Grade 2 Fractions Worksheet

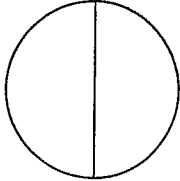

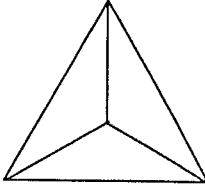
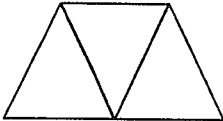
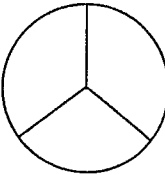
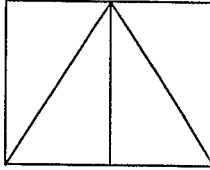
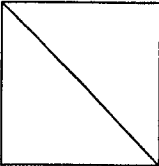
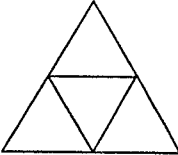


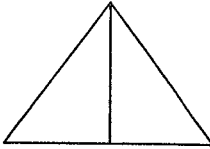
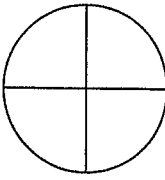
Circle the shapes that are divided into thirds (3 equal parts).



Identify halves, thirds and quarters

Grade 2 Fractions Worksheet

Circle the correct answer for each shape.

		
Halves / Thirds / Quarters	Halves / Thirds / Quarters	Halves / Thirds / Quarters
		
Halves / Thirds / Quarters	Halves / Thirds / Quarters	Halves / Thirds / Quarters
		
Halves / Thirds / Quarters	Halves / Thirds / Quarters	Halves / Thirds / Quarters
		
Halves / Thirds / Quarters	Halves / Thirds / Quarters	Halves / Thirds / Quarters

Counting money - pennies, nickels, dimes & quarter

Grade 2 Counting Money Worksheet

Add the coins.

1.



= _____

2.



= _____

3.



= _____

4.



= _____

5.



= _____

6.



= _____

7.



= _____

Counting money - the 4 common coins plus \$1 bills

Grade 2 Counting Money Worksheet

Add the money.

1.



= _____

2.



= _____

3.



= _____

4.



= _____

5.



= _____

6.



= _____

7.



= _____