

2022-2023 Supply List  
Kindergarten

| Item  | Amount                                      | Comment  |
|---|---|--|
| Schoolbag/backpack                                    |   | Must be large enough to hold a standard size folder          |
| CRAYOLA - CLASSIC PRIMARY colors Crayons              | Two 8 or 16 packs<br><u>AND</u> Two 24 pack | Regular Size NO fat crayons, No Off Brands - PLEASE SEE BACK |
| Markers - WASHABLE CLASSIC color CRAYOLA              | 1 set of <u>10 BROAD</u> tip                |  |
| Crayola Watercolor Paints                             | 16 pan set with brush                       |  |
| ELMER'S Glue Sticks                                   | 6 small and 4 large                         |  |
| Scissors  | Blunt, metal                                | No plastic   |
| Pencils - #2  | 4   | No large erasers or designer pencils                         |
| Pink Eraser   | 2   |  |
| Small or Hand Held Dry Erase Board                    |   | Can be purchased at Dollar Store                             |
| Dry Erase Marker                                      | 1   | Blue or Black  |
| Headset with Microphone (earbuds do not work as well) |   | In a ziploc bag with name on it.                             |
| Boxes of Tissues                                      | 2   |  |
| Paper Towels  | 3 Large Rolls                               |  |
| Baby Wipes  | 2 Containers                                |  |
| Clorox Wipes  | 3 large Containers                          |  |
| Two Pocket Folder                                     | 1   |  |
| Clear Contact Paper                                   | Need 1st Week                               | *Keep at home to cover workbooks                             |
| 3x5 Index Cards                                       | 1 small pack                                | *Keep at home  |

**IMPORTANT NOTE:**

- A “tea towel” or foldable placemat everyday in lunch/snack bag: This will be used at snack and lunch time to cover table and catch spills!
- A change of clothes including socks in a Ziplock bag: for all types of accidents (does not have to be uniform)
- **PLEASE label EVERY item** with your child’s name, especially sweatshirts and sweaters.
- Bring all supplies with you to **ORIENTATION**. Thank you!!

**OVER**

## WHY CRAYOLA AND WHY DIFFERENT PACKS?

We ask for Crayola because they have the true colors when coloring. In the past, we have had children who brought in brands other than Crayola and the children (as well as we) have had to guess the color since there was no color description on the label and the crayon color itself was faint or a little different. This makes a big difference, and can be confusing, when the lesson directions ask them to use a specific color. Another example is when the students' color their papers, some children are actually disappointed that their paper (or color) doesn't look as good or the same as their classmates. So please, we ask that you only purchase the CRAYOLA brand. You can find them easily at Wal-Mart, Staples, Office Depot, Target, large grocery store chains, and pharmacy chains and occasionally at the Dollar Stores.

Why 2 different packs...Throughout the year, the colors we always use are **red, orange, yellow, green, blue, purple, black, brown, white, gray, pink, peach**. These are our MUST HAVE colors, which are not all in the smaller eight pack. We could ask for just the twenty-four pack but we do not want to waste all the other colors, so we use the eight pack for replacement crayons of the most used colors (in bold above).

We hope this is helpful in understanding why we request a particular brand and particular size pack of crayons. If you would like to donate more CRAYOLA than what we are asking, we would be most grateful. You would be surprised how quickly the crayons get used, or lost, or broken.

Thank you for your help!!!

**ATTENTION**  
**ATTENTION**  
Mark Your Calendars

**Mandatory Orientation: For Parents of Pre-K 3, Pre- K 4, and Kindergarten**

**WHEN: Tuesday, August 23, 2022**

**TIME: 6:30 PM, Doors Open @ 6:15**

**WHERE: Laboure Building (in classroom)**

**PLEASE NOTE:**

- this is a MANDATORY meeting
- there will NOT be an orientation during the “Sneak-a-Peek at Your Seat” on Wednesday, August 24
- important information will be shared regarding curriculum and classroom routine
- opportunity to ask questions you may have for the coming year
- student school supplies should be brought this night
- PLEASE do not bring children. This is an information session for parents
- Looking forward to meeting everyone



St. Michael – St. Clement School  
Office of Tuition Management

---



June 3, 2022

St. Michael – St. Clement School Families,

The end of the school year and summer break are fast approaching and I wanted to inform you of my availability during the summer months. I will be in the office **Monday – Thursday** from **8:00AM – 1:00PM** and you can reach me at 410-668-8797 ext. 214. You can also reach me at any time at my email address, [dpolsinelli@stmstc.org](mailto:dpolsinelli@stmstc.org). Please keep in mind that I need **3 business days** to make any changes to your account. Thank you!

Sincerely,

Denise Polsinelli – Tuition Manager

# BACK TO SCHOOL




4. Tan Suede Buck




5. Black Nu Buck  
5B. Brown Nu Buck




6. Brown Leather  
7. Black Leather



8. Black & White Saddle




11. Athletic



12. Black Leather



15. Brown Jungle Moc  
15B. Black Leather Jungle Moc



17. Sperry Bluefish  
17B. Sperry Koifish



18. Sperry A/O  
(Authentic Original)



19. Sperry Billfish



20. Sperry Gamefish



21. Sperry Cup

SCHOOL ISSUE

NEW BALANCE

SPERRY

MERRELL

\$5<sup>00</sup> Off

Take \$5.00 Off All Shoes In Stock\*

\*Not good with any other offer. Offer expires September 30, 2022.  
Styles vary by location.

## Van Dyke & Bacon

WHITE MARSH

YORK ROAD

ELLCOTT CITY

TIMONIUM SQUARE

5350 CAMPBELL BLVD.

5919 YORK ROAD

RT. 40 ST. JOHN'S PLAZA

2135 YORK ROAD

410-933-6633

410-433-1100

410-750-2737

410-666-0162

VDBshoes.com

# Summer Packet

Dear Parents,

We have learned so much this year:

- Identifying some letters
- Identifying the sounds of letters
- Writing letters, names, and some words
- Nursery rhymes
- Rhyming words
- Identifying numerals
- Counting objects to 10
- Making patterns
- Identifying shapes

...and more



Enclosed in this packet are activities that you can do with your child this summer to help review things your child has learned in school this year. Continue to review letters, numbers, counting, name writing, etc. so that your child will retain it during the summer months.

# Incoming Kindergarten Summer Learning Packet

## 2022-2023

In this packet, you will find ideas for how to expand your child's learning while you are playing and enjoying your summer! Many of the ideas in this packet will be things you are already doing that you can expand upon. Others might be new things to try with your child. The most important thing about summer learning is to make it fun!

### Fine Motor Skills

- \*Practice buttoning, snapping, and zipping.
- \*Attach clothespins to string or tag board or container lids.
- \*Use eye droppers to pick up colored water and drop onto coffee filters, paper towels, or construction paper.
- \*Use kitchen tongs to pick up objects and dinner foods.
- \*Pick up cotton balls with tweezers and place in ice trays or egg cartons.
- \*Tear paper and create a collage.
- \*String cheerios or macaroni noodles.
- \*Punch holes around a picture and sew around it with yarn (wrap tape around the yarn to help ease the sewing task).
- \*Let your child use scissors to cut play-dough.
- \*Cut pictures from a magazine to create a collage.
- \*Legos, Light Brite, Puzzles
- \*Screw and unscrew nuts and bolts or jar lids.
- \*Trace
- \*Put small objects into a bottle.
- \*Stack small blocks.
- \*Write with small chalk.
- \*Make letters out of pipe cleaners, yarn, or clay.
- \*Write letters and numbers in shaving cream or sand.
- \*Play with play dough

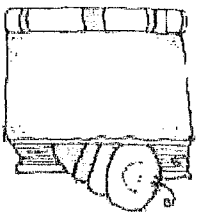
## Literacy

- \*Sign up for the Summer Reading program at your local library.
- \*Create a writing kit for your child to encourage their desire to write. A pretty box or basket to store it all in will entice them even more! Include in the kit: colored pencils, plain white paper, colored paper, thin markers, envelopes, index cards, dry erase board with markers, notepads, tape, etc.
- \*Plan a dinner menu.
- \*Draw a picture of your favorite fruit. Label it.
- \*Write the alphabet in the sand or with sidewalk chalk.
- \*Go to a garage sale. Buy a new book!
- \*Discuss the parts of a book - front, back, author, illustrator.
- \*Choose a non-fiction book from the library.
- \*Make a special card for a family member. Tell them how special they are.
- \*Talk about opposites - hard/soft, above/below, back/front, etc.
- \*Talk about and compare sizes of objects in your environment. \*Use directional terms such as right and left.
- \*Sing fingerplays, rhymes, songs, nursery rhymes.
- \*Trace letters in name and practice writing name.
- \*Put finger paint in a ziplock bag and practice writing letters.
- \*Letter Memory - Place a handful of magnetic letters on a baking tray. Cover them with a cloth and take one away. Uncover the letters and ask which one is missing.
- \*Go on a sound hunt! Give your child a basket and ask him or her to collect items from around the house that begin with that sound.
- \*Mystery Sound Bag - Place 3 or 4 objects in a bag that begin with the same sound (for example: ball, bowl, block). Have your child feel them, guess what they are, and then name the letter sound they begin with.
- \*Draw a picture on a dry-erase board and ask your child to erase the pictures that rhyme. They may erase "house" and "mouse" for example.
- \*Write and/or draw in a journal or diary each day.
- \*Practice sight words.



## Math

- \*Compare sizes of family members or toys.
- \*Build with cubes and blocks.
- \*Help your child compare textures of objects.
- \*Look for colors, shapes, or numbers around you. For example, "Find five different orange things in the grocery store." "Find three circles on the beach."
- \*Help your child find differences in objects. Ask them to look closely and tell how two objects are the same and how they are different: 2 plates of different sizes, a peach and an apples, etc.
- \*Bake! Measure ingredients together. Time the baking.
- \*Write down numbers 1-10 and have your child sequence them.
- \*Review ordinal numbers: Line up objects and have your child find first, second, last, etc.
- \*Count as high as you can!
- \*Search for numbers in the environment (on a car ride, in the grocery store line, in recipes, etc.)
- \*Sort things by shape.
- \*Make a countdown chain to count the number of days until a vacation or a special visitor, or school to begin again.
- \*Use colored candies to sort, count, and review patterns together. \*Build a tower with blocks. Roll a dice to find out how many blocks you get to put on your tower each turn. Compare sizes of towers.
- \*Number basketball -- Write numbers on paper and spread them around the floor. Call out a number for your child to find, crumple up, and toss into the can.
- \*Money Toss – toss change. Count how many land on heads, how many tails.
- \*Make counting books with stickers.
- \*Play path games in which you and your child roll a dice to take turns moving around the board. There are many games out there, but you can also create your own path game with stickers.
- \*Card games - You can use cards in a number of ways: matching two numbers, putting numbers in order, playing "War".



# Summer Book Bingo

After reading these books to your child, have your child color the square or place a sticker over the square. Keep going until you fill the chart!

|  |  |  |   |   |
|--|--|--|---|---|
| READ BOOKS BY<br>MO WILLEMS.               | Relax & read a book<br>outside.  | check out a book from<br>the public library.                       | Read a <i>fairy</i><br>tale.  | Read a children's<br>magazine.  |
| Read a non-<br>fiction book.               | Read a book by Jan Brett<br>and pick an activity from<br>janbrett.com. | Read or recite<br>nursery rhymes.                                  | Tell a family member all<br>about a book you like. Who<br>are the characters? What do<br>they do? What do they say? | Go to<br><i>storylineonline.net</i> to<br>have a book read to<br>you. |
| Read books by Laura<br>Numeroff.           | Read a poem from<br>a poetry book for<br>children.                     | Make your own book<br>and read it to a family<br>member or friend. | <b>READ A<br/>BOOK<br/>ABOUT<br/>ANIMALS.</b>   | Read books by Eric<br>Corte.  |
| READ A BOOK<br>ABOUT THE BEACH<br>OR OCEAN | READ A BOOK TO<br>LEARN ABOUT A TOPIC<br>THAT INTERESTS YOU.           | Listen to an audio<br>book.  | Draw or paint a<br>picture about a<br>book you have read.   | Read a counting book.   |



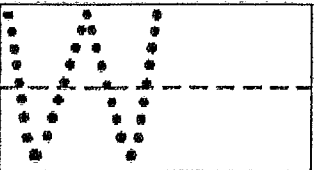












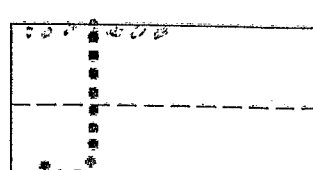




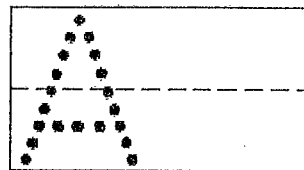



# Ready for Kindergarten

|                             |                                      |                                      |   |
|-----------------------------|--------------------------------------|--------------------------------------|---|
| Write first name            | Practice phone number                | Practice address                     | Recall birthday                           |
| Identify patterns           | Identify colors                      | Practice scissor skills              | Identify some shapes                      |
| Practice writing letters    | Match uppercase to lowercase letters | Identify lowercase letters           | Identify uppercase letters                |
| Count to 20                 | Rhyme familiar words                 | Practice writing numbers to 10       | Count objects                             |
| Read a book with mom or dad | Use comparative (big/small) words    | Identify position/direction concepts | Put 3-4 pictures together to tell a story |

# ABC's


Trace and write the letter.





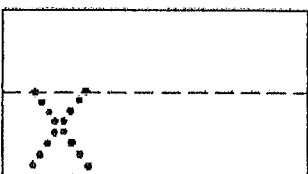
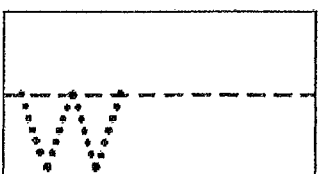
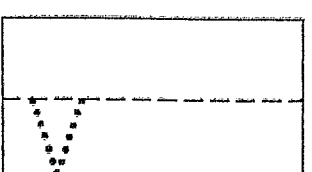





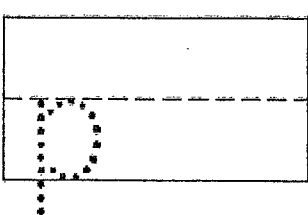












Name: \_\_\_\_\_

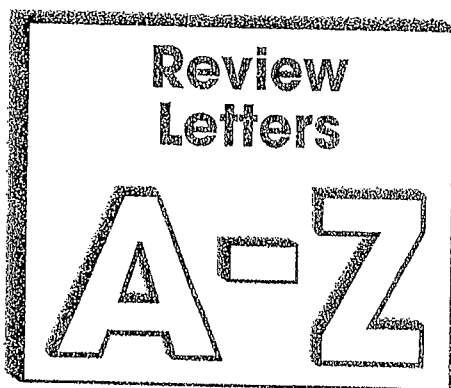
abc's

Trace and write the letter.



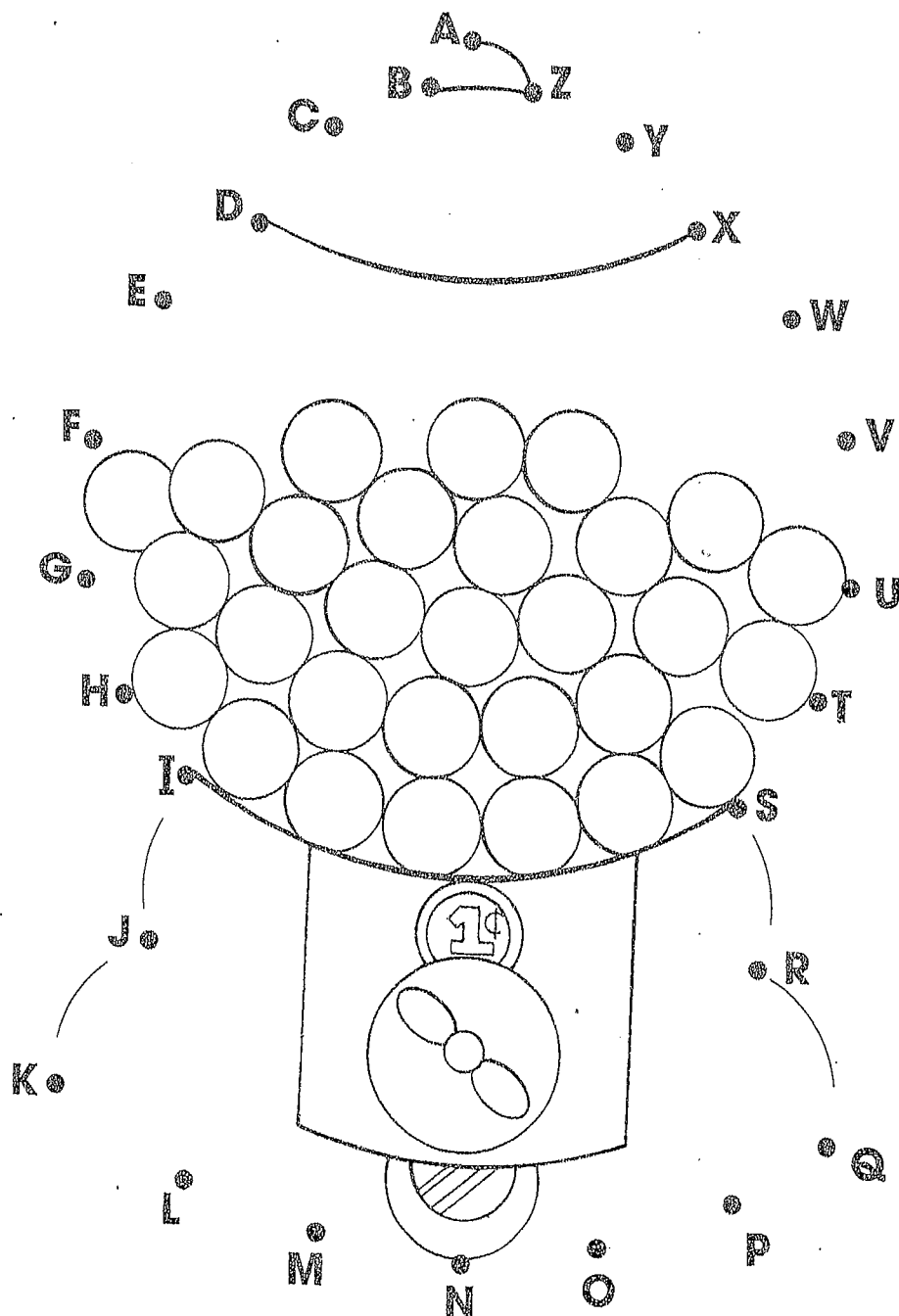
Name: \_\_\_\_\_





Connect the dots from A to Z.

Color the gumballs your favorite colors!

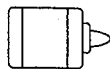


Name \_\_\_\_\_

Letter-Perfect Literature  
Alphabet sequence



Cut.




Glue.

## Letter Search




|   |   |  |   |   |   |   |  |   |
|---|---|--|---|---|---|---|--|---|
| A | B |  | D | E | F | G |  | I |
|---|---|--|---|---|---|---|--|---|

|   |  |   |   |   |  |   |   |   |   |
|---|--|---|---|---|--|---|---|---|---|
| J |  | L | M | N |  | P | Q | R | S |
|---|--|---|---|---|--|---|---|---|---|



|   |  |   |   |   |  |   |
|---|--|---|---|---|--|---|
| T |  | V | W | X |  | Z |
|---|--|---|---|---|--|---|



**Bonus Box:** Look at each letter. If it is in your first name, use a crayon to draw a line below it.

|   |   |   |   |   |   |
|---|---|---|---|---|---|
| K | Y | C | O | H | U |
|---|---|---|---|---|---|

Name \_\_\_\_\_

Date \_\_\_\_\_

## 1-10 Number Cards

Copy these cards on card stock. Create a deck of cards to play math games.



1

2

3

4

5

6

7

8

9


10






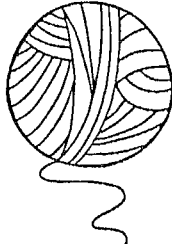

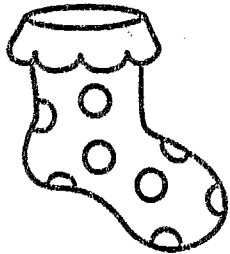

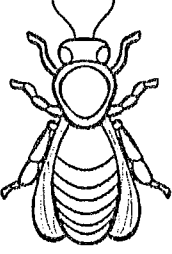





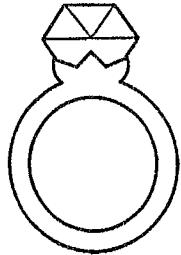






# Here I Come!

Connect the dots from 1 to 20 to give this girl a perfect ride.

What is  
your favorite  
thing to do  
at the  
playground?



Rhyming Cards: Cut apart and use these for matching practice.

|   |   |   |  |
|---|---|---|--|
|  <p>ant</p>    |  <p>plant</p>  |  <p>barn</p>    |  <p>yarn</p>    |
|  <p>clock</p>  |  <p>sock</p>   |  <p>tree</p>    |  <p>bee</p>     |
|  <p>cat</p>   |  <p>bat</p>   |  <p>parrot</p> |  <p>carrot</p> |
|  <p>king</p> |  <p>ring</p> |  <p>frog</p>  |  <p>log</p>   |
|  <p>stop</p> |  <p>pop</p>  |  <p>house</p> |  <p>mouse</p> |

# RHYMING SCAVENGER HUNT

primary playground

- Find something that rhymes with bee.
- Find something that rhymes with moon.
- Find something that rhymes with bear.
- Find something that rhymes with rock.
- Find something that rhymes with glue.
- Find something that rhymes with hose.
- Find something that rhymes with sub.
- Find something that rhymes with bug.
- Find something that rhymes with car.
- Find something that rhymes with fan.
- Find something that rhymes with gum.
- Find something that rhymes with fox.
- Find something that rhymes with ten.



Bee

A B C D E F G H I

J K L M N O P

Q R S T U V W X Y Z

a b c d e f g h i j k

l m n o p q r s t u v

w x y z

1 2 3 4 5 6 7 8 9 10

Always do your best!

