


# 2024-2025 Supply List

## Grade 3

Item	Amount	Comment
#2 Lead Pencils	8	
Crayons	12 pack	
Colored Pencils	24 pack	
Scissors	1	Pointed Scissors
School Glue	3	- stick
Erasers	2	Individual Pink Eraser
Pocket Folder	3	Without Prongs (Any Color)
Pencil Case	1	No boxes
Boxes of Tissues	3	
Roll of Paper Towels	3	
Sandwich Ziploc Bags	1	
Clorox Wipes	3	

Look out  
**Third Grade**  
here I come!



My Summer  
3rd Grade  
Readiness Packet

Name: \_\_\_\_\_

ELA

# ABC ORDER

using  
1st letter

a b c d e f g h i j k l m n o p q r s t u v w x y z

Name \_\_\_\_\_



1.

6.

2.

7.

3.

8.

4.

9.

5.

10.

Cut out the words below and glue them in ABC order.

cat

apples

farm

red

tree

bat

map

dog

zoo

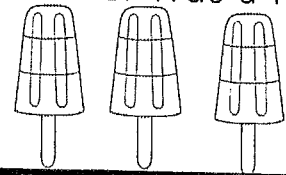
pig

# Salt Life

Name \_\_\_\_\_

Read the passage 3 times. Color one ice cream each time you finish reading it. Then answer the questions with words and pictures.

Sam and I took our dog to the beach. It was a hot day. We ate chips. Our dog took the bag of chips and ran into the water. When we got the chips back, they were wet! We made a sandcastle. It was a fun Sunday.



1. Who went to the beach?

---

---

2. When did they go?

---

---

3. Where did they go?

---

---

4. What did they do at the beach?

---

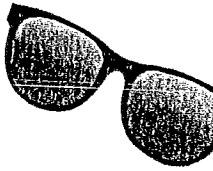
---

5. Why were the chips wet?

---

Name \_\_\_\_\_

ELA-Literacy L.I.I.C



# Singular & Plural Nouns

Directions: Write the words from the word bank in the correct column to separate singular and plural nouns.

ball	balls	dog	dogs
rope	ropes	kite	kites
tree	trees	car	cars
toy	toys	frogs	frog

Singular

Plural

# I Can Combine Sentences!

Rewrite these two sentences as one compound sentence.

I went to the beach. I saw a dolphin's fin.

---

---

---

---

I was invited to a pool party. I need a new bathing suit.

---

---

---

---

---

---

It is raining. We can not go to the beach today.

---

---

---

---

---


---



Name \_\_\_\_\_

# WHICH VERB WORKS?

Choose the correct **verb** to complete each sentence. It should sound right with the noun and make sense for the tense.



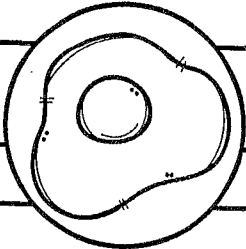
The bunny is \_\_\_\_\_ down the hill.

hop      hops      hopped      hopping



Lily \_\_\_\_\_ the winning goal for her team.

kick      kicked      kicking



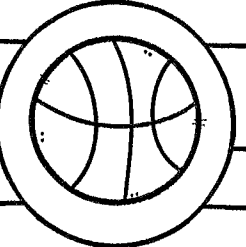
We \_\_\_\_\_ fried eggs for breakfast.

eats      ate      eating



Would you like to \_\_\_\_\_ with me and read?

sit      sits      sat      sitting



My best friend \_\_\_\_\_ with me every day.

play      plays      playing



My mom and I are going \_\_\_\_\_ on Friday.

shop      shops      shopped      shopping



# TREEHOUSE

Comprehension

Name \_\_\_\_\_

Read the passage 3 times. Color one starfish each time you finish reading. Then answer the questions with words and pictures.

My dad made me a treehouse in a tall tree. It had a rope ladder to climb. It was made from wood. I loved to hid in my treehouse with my friends. We would eat snacks my mom made us from the kitchen. Sometimes we would tell each other scary stories. I love playing with my friends in my treehouse.



1. What was this passage mostly about?

\_\_\_\_\_

\_\_\_\_\_

2. Who made the treehouse?

\_\_\_\_\_

\_\_\_\_\_

3. How did they get in?

\_\_\_\_\_

\_\_\_\_\_

4. Where was the treehouse?

\_\_\_\_\_

\_\_\_\_\_

5. What did they do in the treehouse?

\_\_\_\_\_

# ABC ORDER

a b c d e f g h i j k l m n o p q r s t u v w x y z

Read the words in each group.

Number the words 1,2, and 3 to put them in ABC order.

Name \_\_\_\_\_

1.

\_\_\_yellow  
\_\_\_blue  
\_\_\_pink

2.

\_\_\_see  
\_\_\_the  
\_\_\_buy

3.

\_\_\_bat  
\_\_\_man  
\_\_\_dig

4.

\_\_\_there  
\_\_\_here  
\_\_\_where

5.

\_\_\_said  
\_\_\_apple  
\_\_\_math

6.

\_\_\_would  
\_\_\_could  
\_\_\_should

7.

\_\_\_dog  
\_\_\_cat  
\_\_\_pigs

8.

\_\_\_boat  
\_\_\_car  
\_\_\_train

Name \_\_\_\_\_

Read each word in bold print. Circle its homophone in the sentence. Then write the meaning of the homophone in the sentence.

1. **principle** Ms.Hines was the principal at Grover School.

\_\_\_\_\_

2. **knead** Ms. Hines realized she would need another plan.

\_\_\_\_\_

3. **won** The class that recycles the most paper in one week will win a prize.

\_\_\_\_\_

4. **sum** If he saw someone throwing away some paper, Eric called, "Put that paper in the bin."

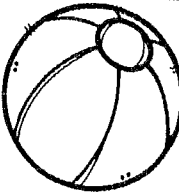
\_\_\_\_\_

5. **aloud** You are allowed an extra ten minutes outside at recess for one week.

\_\_\_\_\_

Name \_\_\_\_\_

ELA-Literacy L.I.I.C



# VERBS or NOUN?

Verb

shows action

Noun

person, place, thing or animal



Read the words, cut and glue them in the correct area.

dog

jump

boy

plant

run

swim

store

ball

kick

# Dinosaurs

Name \_\_\_\_\_

Read the passage 3 times. Color one shell each time you finish reading it. Then answer the questions with words and pictures.

Dinosaurs lived a long time ago. They are not here anymore. Some ate meat. Some ate plants. Some had spikes. Some had long necks.

Dinosaur eggs come in all shapes and sizes. A person who studies dinosaurs is called a paleontologist.

We know dinosaurs lived by studying their bones.



1. What was this passage mostly about?

---

---

2. When did they live?

---

---

3. What did they eat?

---

---

4. Who studies dinosaurs?

---

---

5. How do we know they lived a long time ago?

---

# PARTS OF SPEECH



Name \_\_\_\_\_

Directions: List the part of speech of the underlined word.

1. Mrs. Griffith gave Ben a gumball. \_\_\_\_\_
2. The student bought five pieces of gum to share with his friends. \_\_\_\_\_
3. The chewy gum stuck to my teeth. \_\_\_\_\_
4. Bridger will taste the flavor of the strawberry gum.  
\_\_\_\_\_
5. The bubble popped in my face. \_\_\_\_\_
6. I will blow a gigantic bubble! \_\_\_\_\_
7. I went to Kroger to buy some groceries. It was so crowded. \_\_\_\_\_
8. Sam put a quarter in the machine. He was surprised when he received three pieces of gum. \_\_\_\_\_
9. The children love bubblegum! They like to see who can blow the biggest bubble. \_\_\_\_\_



# Rewrite the Sentence

Capitalization  
and punctuation  
L.1.2.A & L.1.2.B

Rewrite each sentence, adding capitalizing and punctuation where needed.

Name \_\_\_\_\_

1. what is your name

\_\_\_\_\_

2. i like to play outside

\_\_\_\_\_

3. how do i catch a bug

\_\_\_\_\_

4. that is my black cat


\_\_\_\_\_

5. where are we going today

\_\_\_\_\_

6. the clouds look like it is going to rain

\_\_\_\_\_






# Singular & Plural Nouns

Singular &  
Plural Nouns  
ELA-LIT.L.1.1.C

Circle the right verb to match the noun in each sentence.  
Rewrite the sentence.

Name \_\_\_\_\_



1. He (**hop, hops**) to the garden.

2. We (**like, likes**) to play outside.

3. They (**jump, jumps**) up high.

4. Two dogs (**beg, begs**) for food.

5. The girl (**ride, rides**) to the library.

6. It (**rain, rains**) almost every day.

# I Can Answer Questions About a Poem!

## The Butterfly

By: Lauren Pierce

- 1 Over grassy meadows  
Beneath the clear blue sky  
Through golden rays of sunlight  
Drifts the lovely butterfly
  
- 5 She sways her slender body  
As gentle as a breeze  
Cheerful in her freedom flight  
With pure and simple ease
  
- 10 Her beauty shimmers brightly  
With colors all aglow  
Feelings of peacefulness  
Are only hers to know
  
- 15 Once a fuzzy creature  
Without beauty and grace  
She now flies so elegant  
In all of time and space

# The Butterfly

By: Lauren Pierce

What is this poem mostly about?

---

---

---

Name two lines that rhyme in this poem.

---

---

---

What does the word "aglow" mean in line 11?

---

---

---

What is the butterfly doing in this poem?

---

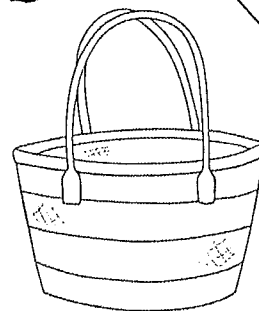
---

---

# VERB Past Tenses

Past Tense  
ELA-LIT.L.1.1.E

Circle the right past tense verb in each sentence.  
Rewrite the sentence.



Name \_\_\_\_\_

1. She (**walk, walked**) to the park.

\_\_\_\_\_

2. We (**like, liked**) the movie last week.

\_\_\_\_\_

3. Monkeys (**jump, jumped**) up in the tree.

\_\_\_\_\_

4. The lion (**beg, begged**) for food last night.

\_\_\_\_\_

5. The man (**work, worked**) yesterday.

\_\_\_\_\_

6. It (**rain, rained**) almost every day.

\_\_\_\_\_



# Rewrite the Sentence

Rewrite each sentence, adding capitalizing and punctuation where needed.

Capitalization  
and punctuation  
L.1.2.A & L.1.2.B

Name \_\_\_\_\_

1. what are you going to do

\_\_\_\_\_

2. i ran to my friend's house

\_\_\_\_\_

3. have you ever tried ice cream

\_\_\_\_\_

4. those are the best kind of shoes


\_\_\_\_\_

5. why are we going to the store

\_\_\_\_\_

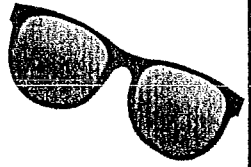
6. the ladybugs are different colors

\_\_\_\_\_



Name \_\_\_\_\_

ELA-Literacy L.1.1.F



# Adjectives & Nouns

Directions: Write the words from the word bank in the correct column to separate adjectives and nouns.

ball fast dog red big  
tall cup rope kite tree  
yellow fat cute car toy  
mall tiny cool frog

Adjectives

Nouns

# I Can Answer Questions About a Text!

## What is a Suntan?

Have you ever noticed how your skin gets darker when you have been in the sun? Well, did you know that a tan is actually your body's way of protecting itself from the sun's harmful UV rays. The sun produces ultraviolet rays called UV rays. This is why the sun can cause cancer! When your skin is exposed to the sun, cells produce *melanin*. *Melanin* is a pigment that is produced by the body in order to protect your skin. This pigment causes the skin to darken and appear tan. Melanin absorbs light and protects the skin against UV damage. This "tan" you see is actually preventing your skin from getting cancer!





# What is a Suntan?

What is the main idea of this passage?

---

---

---

What does the word "melanin" mean?

---

---

---

What are UV rays?

---

---






---

The purpose of this passage is to:

- a. Inform
- b. Persuade
- c. Entertain

MATH

# Fill in the Missing Numbers!


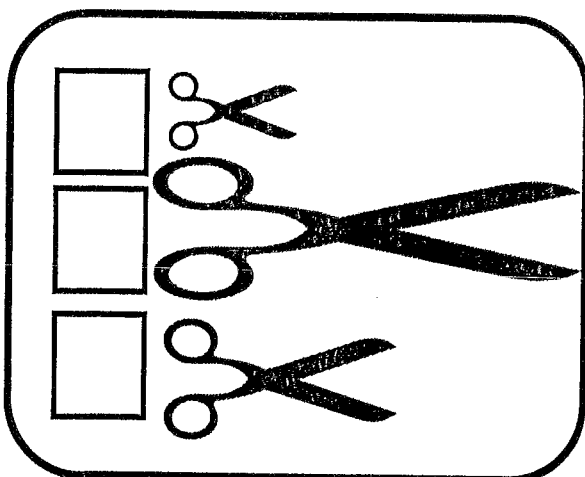


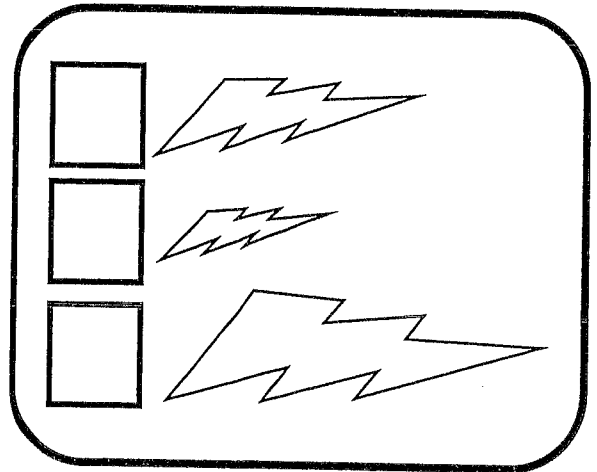
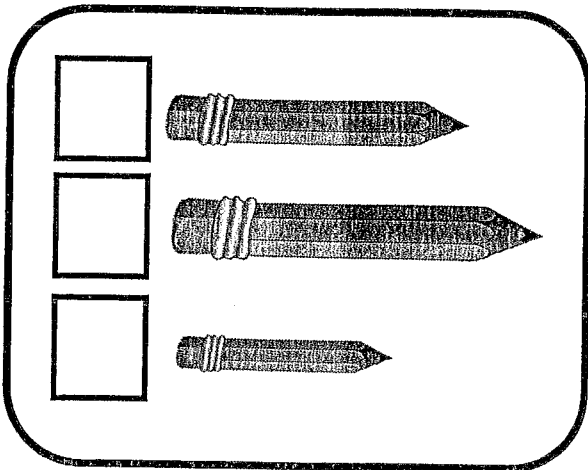


Name: \_\_\_\_\_

# Comparing Lengths

CCSS.Math.CONTENT.1.MD.A.1

Write 1, 2, or 3 in each box to order the objects by length.



This was: **EASY** **JUST RIGHT** **HARD**

NAME \_\_\_\_\_

# 10 More 10 Less & 1 More 1 Less

1	2	3	4	5	6	7	8	9	10
11	12	13	14	15	16	17	18	19	20
21	22	23	24	25	26	27	28	29	30
31	32	33	34	35	36	37	38	39	40
41	42	43	44	45	46	47	48	49	50
51	52	53	54	55	56	57	58	59	60
61	62	63	64	65	66	67	68	69	70
71	72	73	74	75	76	77	78	79	80
81	82	83	84	85	86	87	88	89	90
91	92	93	94	95	96	97	98	99	100

①

	-10	
68		
-1	77	+1
77	78	79
	+10	
	88	

②

	-10	
-1		+1
	+10	

③

	-10	
-1		+1
	+10	

④

	-10	
-1		+1
	+10	

⑤

	-10	
-1		+1
	+10	

⑥

	-10	
-1		+1
	+10	

⑦

	-10	
-1		+1
	+10	

⑧

	-10	
-1		+1
	+10	

⑨

	-10	
-1		+1
	+10	











Name: \_\_\_\_\_

# Make It Match!

Directions: Color in the coins to equal the number shown. Use the least number of coins.



<b>14</b> ¢	
<b>8</b> ¢	
<b>21</b> ¢	
<b>43</b> ¢	
<b>11</b> ¢	
<b>23</b> ¢	
<b>16</b> ¢	
<b>34</b> ¢	

# Shapes

MATH.CONTENT.1.G.A.2


Name: \_\_\_\_\_

Color the circles blue. ○

Color the trapezoids red. ▭

Put an X on the triangles. △

Circle the squares. ◻





Name \_\_\_\_\_

NBT.5 Fluently add and subtract within 100.....

## Count on Ones and Tens

Directions: Find the sums.

1	2	3	4	5	6	7	8	9	10
11	12	13	14	15	16	17	18	19	20
21	22	23	24	25	26	27	28	29	30
31	32	33	34	35	36	37	38	39	40
41	42	43	44	45	46	47	48	49	50
51	52	53	54	55	56	57	58	59	60
61	62	63	64	65	66	67	68	69	70
71	72	73	74	75	76	77	78	79	80
81	82	83	84	85	86	87	88	89	90
91	92	93	94	95	96	97	98	99	100









$67 + 5 = \underline{\quad}$	$12 + 30 = \underline{\quad}$	$43 + 10 = \underline{\quad}$
$24 + 5 = \underline{\quad}$	$35 + 20 = \underline{\quad}$	$15 + 4 = \underline{\quad}$
$52 + 20 = \underline{\quad}$	$64 + 30 = \underline{\quad}$	$41 + 8 = \underline{\quad}$
$23 + 60 = \underline{\quad}$	$70 + 25 = \underline{\quad}$	$51 + 9 = \underline{\quad}$
$17 + 50 = \underline{\quad}$	$13 + 70 = \underline{\quad}$	$78 + 8 = \underline{\quad}$

Name: \_\_\_\_\_

# Make It Match!

Directions: Color in the coins to equal the number shown. Use the least number of coins.

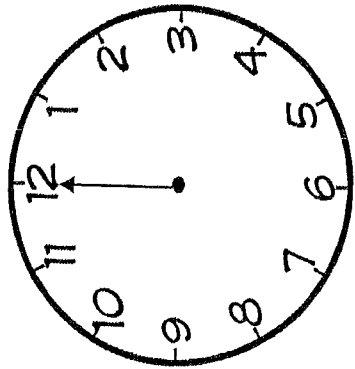


<b>15</b> ¢	
<b>9</b> ¢	
<b>22</b> ¢	
<b>45</b> ¢	
<b>19</b> ¢	
<b>20</b> ¢	
<b>13</b> ¢	
<b>37</b> ¢	

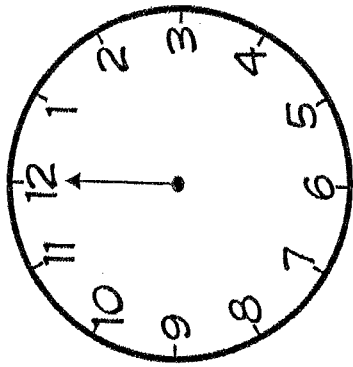
# Telling Time

O'Clock  
1.MD.B.3

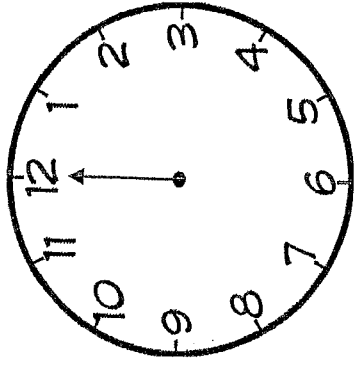
Name: \_\_\_\_\_



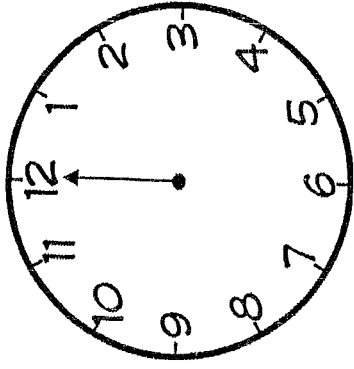
\_\_\_\_\_ : \_\_\_\_\_



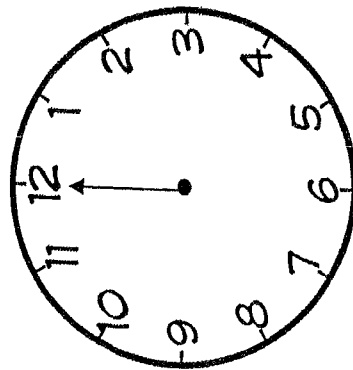
\_\_\_\_\_ : \_\_\_\_\_



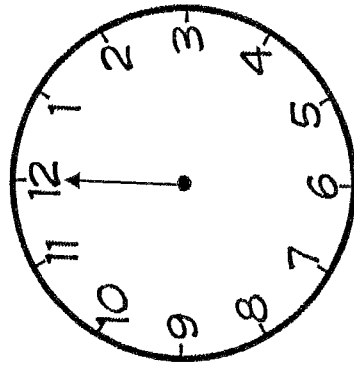
\_\_\_\_\_ : \_\_\_\_\_



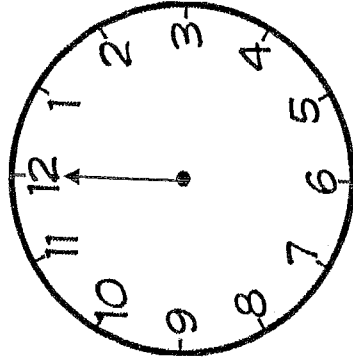
\_\_\_\_\_ : \_\_\_\_\_



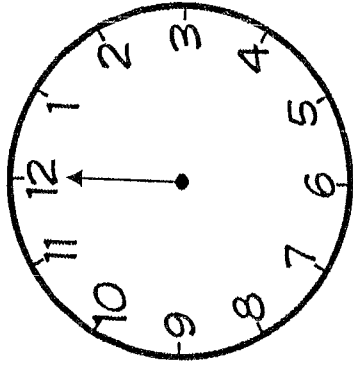
\_\_\_\_\_ : \_\_\_\_\_



\_\_\_\_\_ : \_\_\_\_\_



\_\_\_\_\_ : \_\_\_\_\_

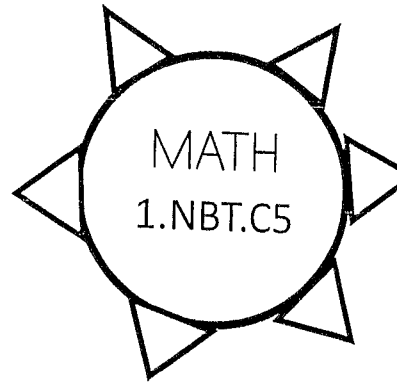


\_\_\_\_\_ : \_\_\_\_\_

Directions: Draw in the hour hands and write the digital time.

NAME \_\_\_\_\_

# 10 More 10 Less



Write what is 10 less in before the number and 10 more after the number.

①. \_\_\_\_\_ 13 \_\_\_\_\_

②. \_\_\_\_\_ 11 \_\_\_\_\_

③. \_\_\_\_\_ 55 \_\_\_\_\_

④. \_\_\_\_\_ 72 \_\_\_\_\_

⑤. \_\_\_\_\_ 25 \_\_\_\_\_

⑥. \_\_\_\_\_ 49 \_\_\_\_\_

⑦. \_\_\_\_\_ 28 \_\_\_\_\_

⑧. \_\_\_\_\_ 21 \_\_\_\_\_

⑨. \_\_\_\_\_ 37 \_\_\_\_\_

⑩. \_\_\_\_\_ 51 \_\_\_\_\_

⑪. \_\_\_\_\_ 19 \_\_\_\_\_

⑫. \_\_\_\_\_ 14 \_\_\_\_\_

⑬. \_\_\_\_\_ 65 \_\_\_\_\_

⑭. \_\_\_\_\_ 62 \_\_\_\_\_

⑮. \_\_\_\_\_ 85 \_\_\_\_\_

⑯. \_\_\_\_\_ 73 \_\_\_\_\_

⑰. \_\_\_\_\_ 22 \_\_\_\_\_

⑱. \_\_\_\_\_ 59 \_\_\_\_\_

⑲. \_\_\_\_\_ 40 \_\_\_\_\_

⑳. \_\_\_\_\_ 28 \_\_\_\_\_

This was: **EASY** **JUST RIGHT** **HARD**

Name \_\_\_\_\_




# 3-Digit Addition

Add the numbers.


$$\begin{array}{r} 126 \\ +342 \\ \hline \end{array}$$

$$\begin{array}{r} 247 \\ +319 \\ \hline \end{array}$$



$$\begin{array}{r} 726 \\ +182 \\ \hline \end{array}$$

$$\begin{array}{r} 314 \\ +386 \\ \hline \end{array}$$





$$\begin{array}{r} 670 \\ +114 \\ \hline \end{array}$$

$$\begin{array}{r} 579 \\ +234 \\ \hline \end{array}$$

$$\begin{array}{r} 251 \\ +156 \\ \hline \end{array}$$

$$\begin{array}{r} 157 \\ +568 \\ \hline \end{array}$$

$$\begin{array}{r} 265 \\ +238 \\ \hline \end{array}$$









Name: \_\_\_\_\_




# Greater Than, Less Than, or Equal to?




Directions: Count the money in each box.




Then mark in the circle ( $<$ ,  $>$ , or  $=$ ).

		
_____ ¢		_____ ¢

		
_____ ¢		_____ ¢

		
_____ ¢		_____ ¢

		
_____ ¢		_____ ¢

		
_____ ¢		_____ ¢


# Shapes

MATH.CONTENT.1.G.A.2

Name: \_\_\_\_\_

Color all the circles green. ○

Color all the squares yellow. □



How many circles did you find? \_\_\_\_\_






How many squares did you find? \_\_\_\_\_

How many sides does a square have? \_\_\_\_\_

How many sides does a circle have? \_\_\_\_\_



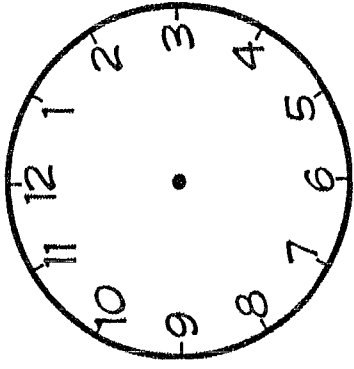
# Fill in the Missing Numbers!



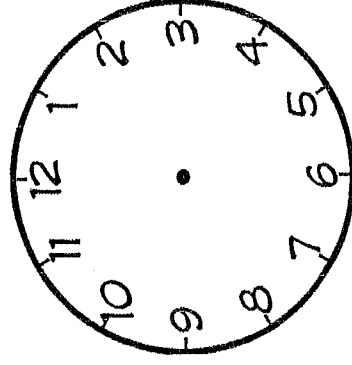
# Telling Time

Blank  
1.MD.B.3

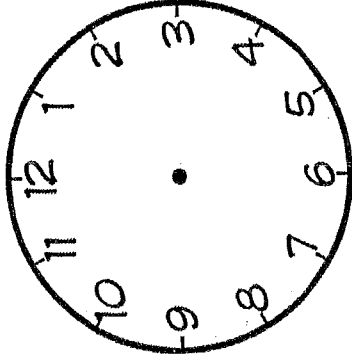
Name: \_\_\_\_\_



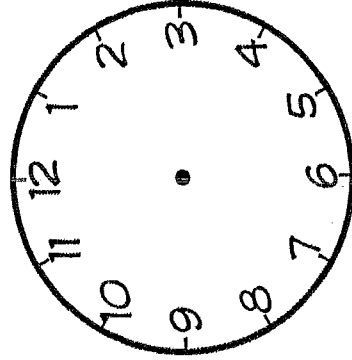
⌚



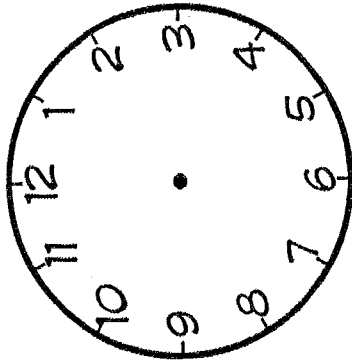
⌚



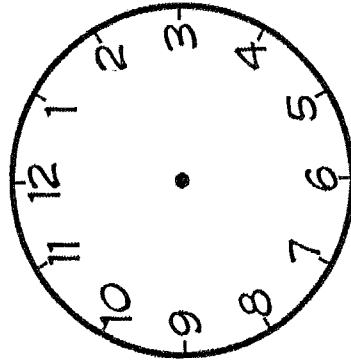
⌚



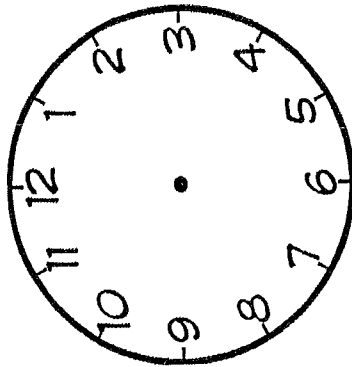
⌚



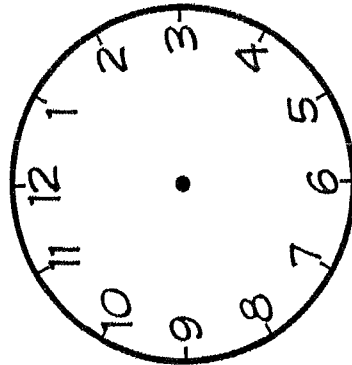
⌚



⌚




⌚



⌚

Directions: Draw in the hour and minute hands. Then, write the digital time.

# I Can Solve Elapsed Time Word Problems!



1. Marcy takes a surfing lesson that is 2 hours and 30 minutes long. The class finishes at 3:30. What time did the class start?
2. Meredith goes to see a movie at 2:00 pm. The movie ends at 4:35 pm. How long was the movie?
3. We went to the beach at 8:00 AM. We leave at 4:00 pm. How many hours were we at the beach?
4. 75 minutes is the same as \_\_\_\_\_ hours and \_\_\_\_\_ minutes.
5. 98 minutes is the same as \_\_\_\_\_ hours and \_\_\_\_\_ minutes.
6. 125 minutes is the same as \_\_\_\_\_ hours and \_\_\_\_\_ minutes.

# I Can Identify Place Value!











	Thousands	Hundreds	Tens	Ones
328				
563				
872				
1,579				
9,275				
6,346				
1,273				
8,291				

Name: \_\_\_\_\_

# Greater Than, Less Than, or Equal to?

Directions: Count the money in each box.

Then mark in the circle ( $<$ ,  $>$ , or  $=$ ).



Name \_\_\_\_\_

CCSS 2.NBT.1 Understand place value

## Place Value

Directions: Write the digits in the correct place to form a number.

five tens, four ones

54

eight ones, six tens

\_\_\_\_\_

nine tens, three ones

\_\_\_\_\_

seven tens, seven ones

\_\_\_\_\_

five ones, one ten

\_\_\_\_\_

six ones, three tens

\_\_\_\_\_

two tens, five ones

\_\_\_\_\_

four tens, eight ones

\_\_\_\_\_

Name \_\_\_\_\_




# 3-Digit Subtraction



Subtract the numbers.


$$\begin{array}{r} 764 \\ -231 \\ \hline \end{array}$$

$$\begin{array}{r} 953 \\ -108 \\ \hline \end{array}$$



$$\begin{array}{r} 417 \\ -235 \\ \hline \end{array}$$

$$\begin{array}{r} 736 \\ -410 \\ \hline \end{array}$$

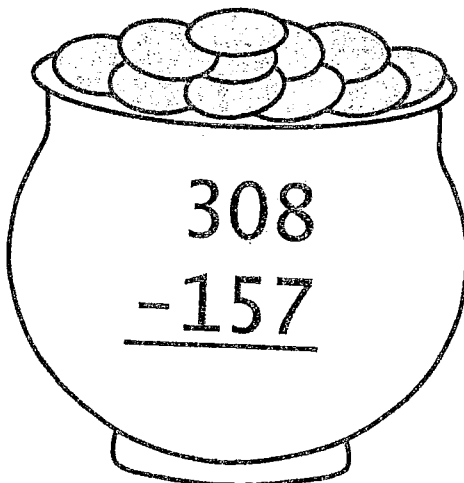


$$\begin{array}{r} 734 \\ -536 \\ \hline \end{array}$$


$$\begin{array}{r} 860 \\ -659 \\ \hline \end{array}$$

$$\begin{array}{r} 611 \\ -428 \\ \hline \end{array}$$

$$\begin{array}{r} 591 \\ -124 \\ \hline \end{array}$$



$$\begin{array}{r} 590 \\ -274 \\ \hline \end{array}$$



Name \_\_\_\_\_

## Fluency Practice

$$\begin{array}{r} 1. \quad 33 \\ - 19 \\ \hline \end{array}$$

$$\begin{array}{r} 2. \quad 22 \\ - 8 \\ \hline \end{array}$$

$$\begin{array}{r} 3. \quad 45 \\ - 12 \\ \hline \end{array}$$

$$\begin{array}{r} 4. \quad 76 \\ - 5 \\ \hline \end{array}$$

$$\begin{array}{r} 5. \quad 54 \\ - 32 \\ \hline \end{array}$$

$$\begin{array}{r} 6. \quad 87 \\ - 5 \\ \hline \end{array}$$

$$\begin{array}{r} 7. \quad 48 \\ - 8 \\ \hline \end{array}$$

$$\begin{array}{r} 8. \quad 25 \\ - 4 \\ \hline \end{array}$$

$$\begin{array}{r} 9. \quad 95 \\ - 23 \\ \hline \end{array}$$

$$\begin{array}{r} 10. \quad 85 \\ - 24 \\ \hline \end{array}$$

$$\begin{array}{r} 11. \quad 45 \\ - 36 \\ \hline \end{array}$$

$$\begin{array}{r} 12. \quad 24 \\ - 11 \\ \hline \end{array}$$

$$\begin{array}{r} 13. \quad 85 \\ - 26 \\ \hline \end{array}$$

$$\begin{array}{r} 14. \quad 35 \\ - 27 \\ \hline \end{array}$$

$$\begin{array}{r} 15. \quad 74 \\ - 11 \\ \hline \end{array}$$




Name: \_\_\_\_\_

# Greater Than, Less Than, or Equal to?

Directions: Count the money in each box.



Then mark in the circle ( $<$ ,  $>$ , or  $=$ ).



\_\_\_\_\_ ¢




\_\_\_\_\_ ¢



\_\_\_\_\_ ¢




\_\_\_\_\_ ¢



\_\_\_\_\_ ¢




\_\_\_\_\_ ¢



\_\_\_\_\_ ¢



\_\_\_\_\_ ¢



\_\_\_\_\_ ¢

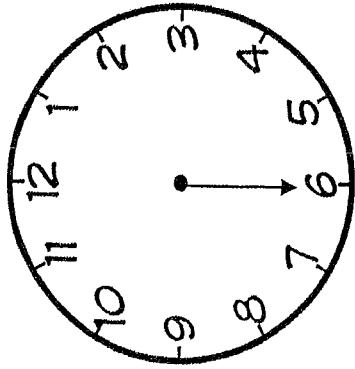


\_\_\_\_\_ ¢

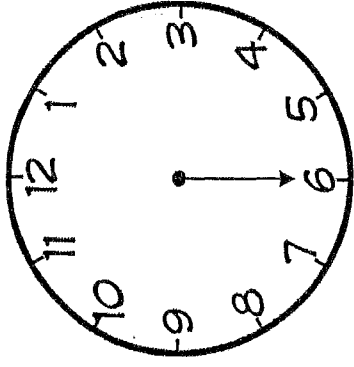
# Telling Time

Half-Hour  
1.MD.B.3

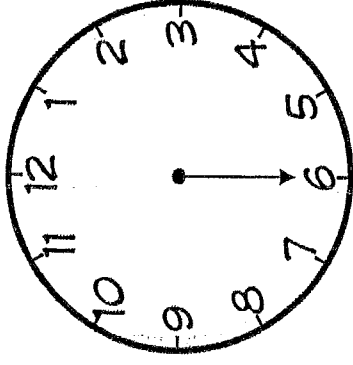
Name: \_\_\_\_\_



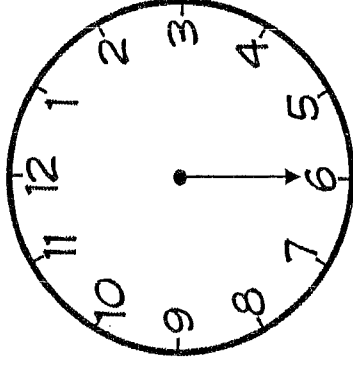
\_\_\_\_\_ : \_\_\_\_\_



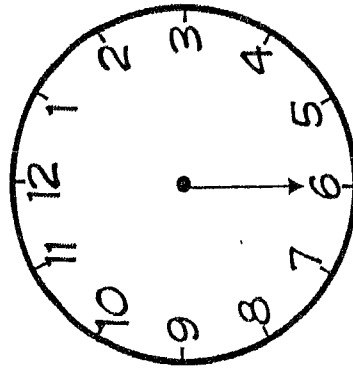
\_\_\_\_\_ : \_\_\_\_\_



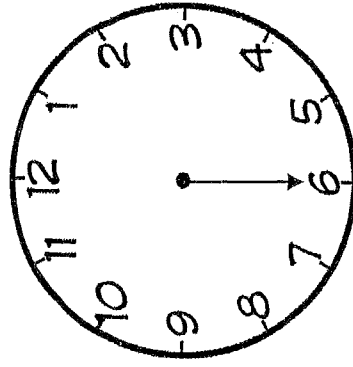
\_\_\_\_\_ : \_\_\_\_\_



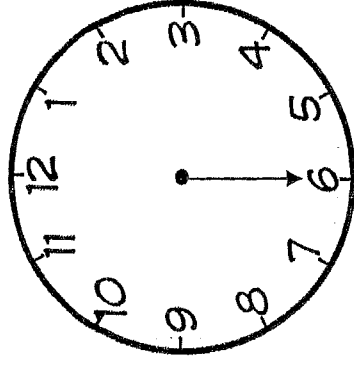
\_\_\_\_\_ : \_\_\_\_\_



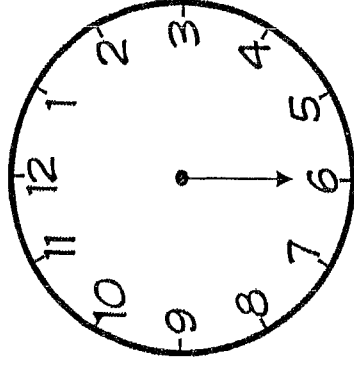
\_\_\_\_\_ : \_\_\_\_\_



\_\_\_\_\_ : \_\_\_\_\_



\_\_\_\_\_ : \_\_\_\_\_



\_\_\_\_\_ : \_\_\_\_\_

Directions: Draw in the hour hands and write the digital time.

Name: \_\_\_\_\_



= 1 cent



= 5 cents



= 10 cents

Pennies  
Nickels  
Dimes

# Counting Coins

Count each group of coins and write the total in the box.

¢

¢

¢

¢

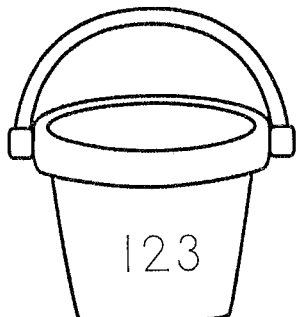
¢

¢

This was: **EASY** **JUST RIGHT** **HARD**

(circle one)

# I Can Write Numbers in Expanded Form!




One hundred twenty three

---




---



---




---




---

# I Can Solve Word Problems!



1. The ice cream store needs to order 356 sugar cones and 768 waffle cones. How many cones will they order in all?
2. The surf shack has 128 surfboards in stock. They sell 95. How many do they have left?
3. The pool has 100 towels for the day. They give out 67 in the morning. Then, in the afternoon, they get 40 new towels. How many do they have at the end of the day?
4. The snack bar starts the week with 1000 hot dogs. They sell 125 a day for 3 days. How many do they have left at the end of the 3 days?





Summer 2024  
Reading  
Log

## Summer Reading Challenge

Congratulations!!! You made it through second grade and you are ready to enjoy your summer before third grade. But you still need to do some reading. So here is a little challenge: Below is a list of different ways to help make reading more fun this summer. Check off an item from the list each time you complete it.

If you complete all the items on this challenge list, when you return to school, come visit Ms. Sam in second grade and show her your completed list and reading log for a special treat. Then come visit Ms. Peechee in Kindergarten and show her your list and log for another special treat.  
Have Fun!!!

### READ ...

- |  |   |
|--|---|
| <input type="checkbox"/> in a tent                               | <input type="checkbox"/> by flashlight              |
| <input type="checkbox"/> at the park                             | <input type="checkbox"/> about kindness             |
| <input type="checkbox"/> in a blanket fort                       | <input type="checkbox"/> in a museum, zoo, or vacay |
| <input type="checkbox"/> a book to a pet                         | <input type="checkbox"/> by a bush                  |
| <input type="checkbox"/> in your backyard                        | <input type="checkbox"/> a book without words       |
| <input type="checkbox"/> a magazine                              | <input type="checkbox"/> under a tree               |
| <input type="checkbox"/> any book to your family                 | <input type="checkbox"/> a comic book               |
| <input type="checkbox"/> an ebook                                | <input type="checkbox"/> by the pool or beach       |
| <input type="checkbox"/> at Chick-Fil-A                          | <input type="checkbox"/> a silly book               |
| <input type="checkbox"/> any book then act it out to your family |   |

If you want to do extra reading, that would be great!! Write all the extra books that you read on another sheet of paper and maybe you'll get an extra treat from us. 😊

