

2024-2025 Supply List
Kindergarten

Item	Amount	Comment
Schoolbag/backpack		Must be large enough to hold a standard size folder
CRAYOLA - CLASSIC PRIMARY colors Crayons	Two 8 or 16 packs AND One 24 pack	Regular Size NO fat crayons, No Off Brands - PLEASE SEE BACK
Markers - WASHABLE CLASSIC color CRAYOLA	1 set of 10 BROAD tip	
Crayola Watercolor Paints	16 pan set with brush	
ELMER'S Glue Sticks	6 small and 4 large	
Scissors	Blunt, metal	No plastic
Pencils - #2	4	No large erasers or designer pencils
Pink Eraser	2	
Small or Hand Held Dry Erase Board		Can be purchased at Dollar Store
Dry Erase Marker	1	Blue or Black
Headset with Microphone (earbuds do not work as well)		In a ziploc bag with name on it.
Boxes of Tissues	2	
Paper Towels	1 Large Roll	
Baby Wipes	2 Containers	
Clorox Wipes	2 large Containers	
Clear Contact Paper	Need 1st Week	*Keep at home to cover workbooks
3x5 Index Cards	1 small pack	*Keep at home
Slippers		Must be closed toe and closed back with hard sole or rubber sole

IMPORTANT NOTE:

- A “tea towel” or foldable placemat everyday in lunch/snack bag: This will be used at snack and lunch time to cover table and catch spills!
- A change of clothes including socks in a Ziplock bag: for all types of accidents (does not have to be uniform)
- **PLEASE label EVERY item** with your child’s name, especially sweatshirts and sweaters.
- Bring all supplies with you to **ORIENTATION**. Thank you!!

OVER

WHY CRAYOLA AND WHY DIFFERENT PACKS?

We ask for Crayola because they have the true colors when coloring. In the past, we have had children who brought in brands other than Crayola and the children (as well as we) have had to guess the color since there was no color description on the label and the crayon color itself was faint or a little different. This makes a big difference, and can be confusing, when the lesson directions ask them to use a specific color. Another example is when the students' color their papers, some children are actually disappointed that their paper (or color) doesn't look as good or the same as their classmates. So please, we ask that you only purchase the CRAYOLA brand. You can find them easily at Wal-Mart, Staples, Office Depot, Target, large grocery store chains, and pharmacy chains and occasionally at the Dollar Stores.

Why 2 different packs...Throughout the year, the colors we always use are **red, orange, yellow, green, blue, purple, black, brown, white, gray, pink, peach**. These are our MUST HAVE colors, which are not all in the smaller eight pack. We could ask for just the twenty-four pack but we do not want to waste all the other colors, so we use the eight pack for replacement crayons of the most used colors (in bold above).

We hope this is helpful in understanding why we request a particular brand and particular size pack of crayons. If you would like to donate more CRAYOLA than what we are asking, we would be most grateful. You would be surprised how quickly the crayons get used, or lost, or broken.

Thank you for your help!!!

ATTENTION
ATTENTION
Mark Your Calendars

**Mandatory Orientation: For Parents of Pre-K 3,
Pre-K 4, and Kindergarten**

When: Tuesday, August 20, 2024

Time: 6:30 p.m. Doors Open @ 6:15

Where: Laboure Building


Pre-K 3 and Pre-K 4 in their designated classroom and
Kindergarten meets in Extended Care room

PLEASE NOTE:

- This is a MANDATORY meeting
- Important information will be shared regarding curriculum and classroom routine
- Opportunity to ask questions you may have for the coming year
- Students school supplies should be brought this night
- PLEASE do not bring children. This information session is for parents
- Looking forward to meeting everyone

Summer Reading Skills

PROGRAMS



CLASSES OFFERED IN TOWSON, CATONSVILLE, and ON CAMPUS

Program for 4-Year-Olds and Entering Kindergartners

In this fun summer program, your child will learn to read. Children learn letter recognition, beginning phonics, and easy sight words. Your child will learn to read simple words and short sentences and get excited about books and reading.

Program for Entering 1st Graders

In this fun summer program, your child will learn to read independently. Children learn phonics and sight words and build comprehension skills. Your child will develop a love of books and reading and get off to a great start in first grade.

Program for Entering 2nd Graders

In this fun summer program, your child will become a confident, fluent reader. Children build solid phonics and word-attack skills, develop reading fluency, and improve comprehension. Your child will develop a love of reading and get off to a great start in second grade.

Program for Entering 3rd Graders

In this fun summer program, your child will become a strong, confident reader. Children improve fluency and comprehension, build long-word decoding skills, and expand vocabulary. Your child will develop a lifelong love of reading and get off to a great start in third grade.

Programs for Entering 4th and 5th Graders

In these fun single-grade programs, your child will become a skilled, confident reader with strong comprehension in fiction, nonfiction, and textbooks. Students expand their vocabulary and learn to read more fluently and rapidly. As a result, your child will complete homework more quickly and easily, get better grades, and enjoy reading more.

Programs for Entering 6th, 7th, and 8th Graders

In these single-grade programs, your son or daughter will make substantial gains in comprehension and reading speed in fiction, nonfiction, and textbooks. Students expand vocabulary and learn the best way to take notes. As a result, your child will complete homework more quickly and easily, get better grades, and build confidence as a reader.

Programs for Entering 9th and 10th Graders


In these single-grade programs, students learn the skills they need to succeed in high school. Your child will double reading speed and improve comprehension and focus in fiction, textbooks, and nonfiction. Students expand their academic vocabulary and learn study strategies to complete work efficiently, get better grades, and score higher on exams.

FOR MORE INFORMATION OR TO REGISTER

Call 1-800-903-0162

Mon.-Fri. 8am-9pm, Sat. 8am-7pm, and Sun. 10am-6pm

PLEASE SEE REVERSE SIDE FOR CLASS SCHEDULE




LOYOLA
UNIVERSITY MARYLAND

School of Education



Phonics
Fluency
Comprehension
Love of Reading
Study Skills
Reading Speed

Source Code: 520-14-73889



Teachers

Programs are offered by Loyola University Maryland, School of Education, a non-profit organization. Programs are taught by instructors from the Institute of Reading Development.



"I would like to thank you for such a positive outcome with my son James. He learned skills that have translated into wonderful grades, and more importantly, have given him more confidence in his reading abilities. He has actually asked to go to the library to pick out a book!" — Parent of 4th grader

Class Schedule

All programs meet once each week. Tuition varies by grade level. Please ask about our family discount.

Programs meet in Baltimore (B) on campus at Loyola University Maryland, Evergreen Campus, in Catonsville (C) at University of Maryland Baltimore County, 1000 Hilltop Circle, and in Towson (T) at Ascension Lutheran Church, 7601 York Road.

4-Year-Olds & Entering Kindergartners:

Sat. June 15-July 13, 9:00am-10:15am (B)
Sat. June 15-July 13, 9:00am-10:15am (T)
Sat. July 20-August 17, 9:00am-10:15am (T)
Sun. July 21-August 18, 9:00am-10:15am (B)
Tue. July 23-August 20, 9:00am-10:15am (C)

Entering 1st Graders:

Sat. June 15-July 13, 10:45am-12:00pm (B)
Sat. June 15-July 13, 10:45am-12:00pm (T)
Sat. July 20-August 17, 10:45am-12:00pm (T)
Sun. July 21-August 18, 10:45am-12:00pm (B)
Tue. July 23-August 20, 10:45am-12:00pm (C)

Entering 2nd Graders:

Sat. June 15-July 13, 1:00pm-2:15pm (B)
Sat. June 15-July 13, 1:00pm-2:15pm (T)
Sat. July 20-August 17, 1:00pm-2:15pm (T)
Sun. July 21-August 18, 1:00pm-2:15pm (B)
Tue. July 23-August 20, 1:00pm-2:15pm (C)

Entering 3rd Graders:

Sat. June 15-July 13, 2:45pm-4:00pm (B)
Sat. June 15-July 13, 2:45pm-4:00pm (T)
Sat. July 20-August 17, 2:45pm-4:00pm (T)
Sun. July 21-August 18, 2:45pm-4:00pm (B)
Tue. July 23-August 20, 2:45pm-4:00pm (C)

Entering 4th Graders:

Sun. June 16-July 14, 9:00am-10:15am (B)
Mon. June 17-July 15, 9:00am-10:15am (T)
Mon. July 22-August 19, 9:00am-10:15am (B)
Wed. July 24-August 21, 9:00am-10:15am (C)

Entering 5th Graders:

Sun. June 16-July 14, 10:45am-12:00pm (B)
Mon. June 17-July 15, 10:45am-12:00pm (T)
Mon. July 22-August 19, 10:45am-12:00pm (B)
Wed. July 24-August 21, 10:45am-12:00pm (C)

Entering 6th Graders:

Sun. June 16-July 14, 1:00pm-2:15pm (B)
Mon. June 17-July 15, 1:00pm-2:15pm (T)
Mon. July 22-August 19, 1:00pm-2:15pm (B)
Wed. July 24-August 21, 1:00pm-2:15pm (C)

Entering 7th Graders:

Tue. June 18-July 16, 9:00am-10:15am (B)
Mon. July 22-August 19, 9:00am-10:15am (T)

Entering 8th Graders:

Tue. June 18-July 16, 9:00am-10:15am (B)
Mon. July 22-August 19, 9:00am-10:15am (T)

Entering 9th Graders:

Tue. June 18-July 16, 10:45am-12:00pm (B)
Mon. July 22-August 19, 10:45am-12:00pm (T)

Entering 10th Graders:

Tue. June 18-July 16, 10:45am-12:00pm (B)
Mon. July 22-August 19, 10:45am-12:00pm (T)

Source Code: 520-14-73889




Programs available at other locations and online—call to learn more.

FOR MORE INFORMATION OR TO REGISTER

Call 1-800-903-0162

Mon.-Fri. 8am-9pm, Sat. 8am-7pm, and Sun. 10am-6pm

INQUIRE EARLY! CLASS SIZE IS LIMITED!

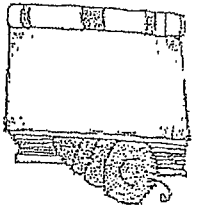


Ready for Kindergarten

Write first name	Practice phone number	Practice address	Recite birthday
identify patterns	Identify colors	Practice scissor skills	Identify some shapes
Practice writing letters	Match uppercase to lowercase letters	Identify lowercase letters	Identify uppercase letters
Count to 20	Rhyme familiar words	Practice writing numbers to 10	Count objects
Read a book with mom or dad	Use comparative (big/small) words	Identify position/direction concepts	Put 3-4 pictures together to tell a story

www.theresourcefulmama.com

Say, not sing the alphabet



Summer Book Bingo

After reading these books to your child, have your child color the square or place a sticker over the square. Keep going until you fill the chart!

<p>READ BOOKS BY MO WILLEMS.</p>	<p>Relax & read a book outside.</p>	<p>check out a book from the public library.</p>	<p>Read a family tale.</p>	<p>Read a children's magazine.</p>
<p>Read a non-fiction book.</p>	<p>Read a book by Jan Brett and pick an activity from janbrett.com.</p>	<p>Read or recite nursery rhymes.</p>	<p>Tell a family member all about a book you like. Who are the characters? What do they do? What do they say?</p>	<p>Go to storylineonline.net to have a book read to you.</p>
<p>Read books by Laura Numeroff.</p>	<p>Read a poem from a poetry book for children.</p>	<p>Make your own book and read it to a family member or friend.</p>	<p>READ A BOOK ABOUT ANIMALS.</p>	<p>Read books by Eric Carle.</p>
<p>READ A BOOK ABOUT THE BEACH OR OCEAN</p>	<p>READ A BOOK TO LEARN ABOUT A TOPIC THAT INTERESTS YOU.</p>	<p>Listen to an audio book.</p>	<p>Draw or paint a picture about a book you have read.</p>	<p>Read a counting book.</p>

A B C D E F G H I

J K L M N O P Q

R S T U V W X Y Z

a b c d e f g h i j k

l m n o p q r s t u v

w x y z

1 2 3 4 5 6 7 8 9 10

Always do your best!

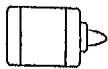


Name _____



Letter Search





Cut.






Glue.

A	B		D	E	F	G		I
---	---	---	---	---	---	---	---	---



J		L	M	N		P	Q	R	S
---	---	---	---	---	--	---	---	---	---

T		V	W	X		Z
---	---	---	---	---	--	---



K	Y	C	O	H	U
---	---	---	---	---	---

Name _____

Date _____

1-10 Number Cards

Copy these cards on card stock. Create a deck of cards to play math games.



1

2

3

4

5

6

7

8

9

10

Fine Motor Skills

Scissors & Play-dough

Let your child use scissors to cut play-dough. This helps build fine motor strength and helps them learn to use scissors.

Magazine Collage

Cut pictures from magazines and glue them onto a piece of construction paper. You can have your child cut out certain things, such as "things that begin with the letter A" or "red things" or "ocean animals", etc. You can also make books by stapling construction paper together and gluing each picture on a page.

Play-Dough Bakery

Use bowls, spoons, cookie cutters, cookie sheets, rolling pins, plates, cups, mini pie pans, muffin tins, and other things with play-dough.

More...

Legos

Puzzles

Light Bright

Art

Make an Art Kit:

Colored Construction Paper

Plain White Paper

Crayons

Markers

Scissors

Glue/Glue Stick

Colored Chalk

Oil Pastels

Water Color Paints

Tempera or Poster Paint

Tape



Collage Materials (beans, pasta, craft foam, cotton)

Popsicle Sticks

Name _____

Circle the objects that begin with the letter to the left.
There may be more than one object for each letter.

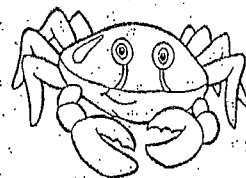

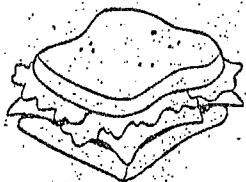
A




B





C





D




E



F






G



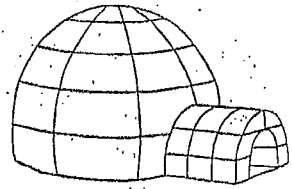

Name _____

Circle the objects that begin with the letter to the left.
There may be more than one object for each letter.


H





I





J





K





L



M




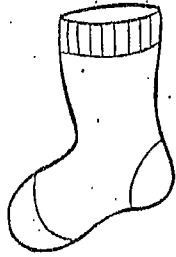
N




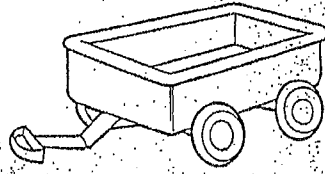

Name _____

Circle the objects that begin with the letter to the left.
There may be more than one object for each letter.




O





P






Q





R



S




T



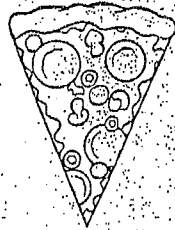
Name _____

Circle the objects that begin with the letter to the left.
There may be more than one object for each letter.


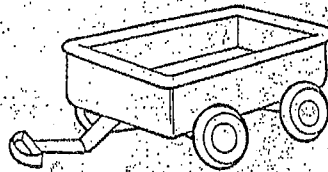
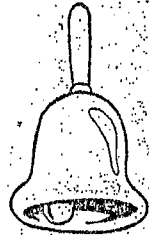
U




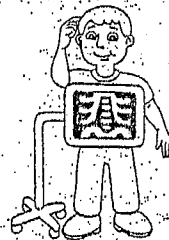

V



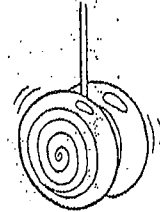
W



X



Y



Z

